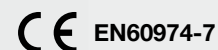


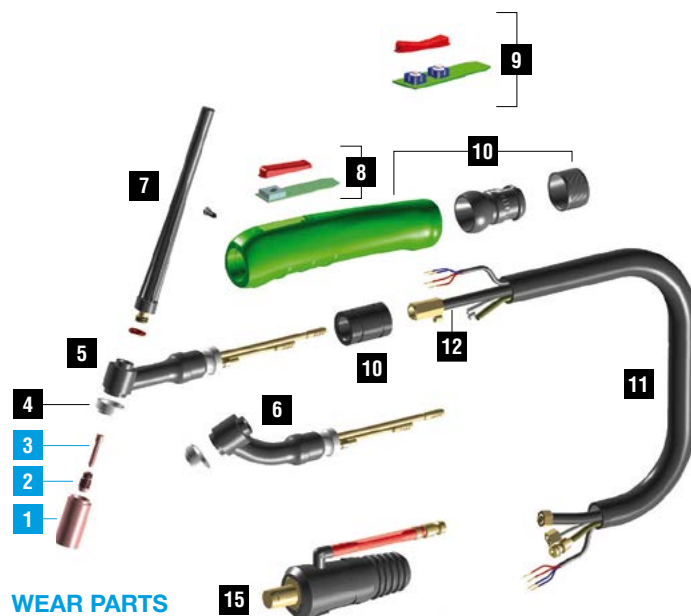
# ERGOTIG 20



CODE	↔		↕	TSK 50
SV1410-00	4 m	12.5'	sintig	TSK 50-1/4G
SV1810-00	8 m	25'	sintig	

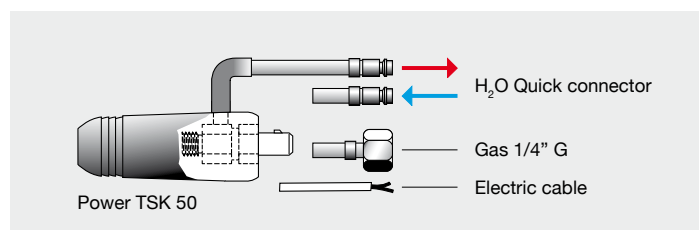
TECHNICAL DATA		
	<b>ERGOTIG 20</b>	
	0,85 kg	1.87 lb
<b>PEAK</b>	113	
	Argon	
	0,5 ÷ 3,2 mm	.020" ÷ 1/8"
<b>X 100%</b>	250A DC - 220A AC	
	4 bar	
	1.5 l/min	

CODE			
4	TQ0001		insulator 10
5	TG0020		tig 20 torch head 1
6	TG0220		tig 20 flex torch head 1
6	TG0223		tig 20 flex torch head - 125 mm 1
7	BW0063		back cap 147,5 mm 10
7	EA0129		O-ring Ø 4,5x2 mm 10
8	TT0181		kit Ergotig single 1
9	TT0182		kit Ergotig dual 1
10	BW0304		reduction 1
10	BW0310		cable joint 1
10	EA0329		screw 50
10	TP0090		Ergotig handle 1
11	TH0147		cable assembly - 4 m / 12.5' 1
11	TH0148		cable assembly - 8 m / 25' 1
12	TH0086		power cable - 4 m / 12.5' 1
12	TH0087		power cable - 8 m / 25' 1
15	CX0080		TSK 50 - quick plug 1

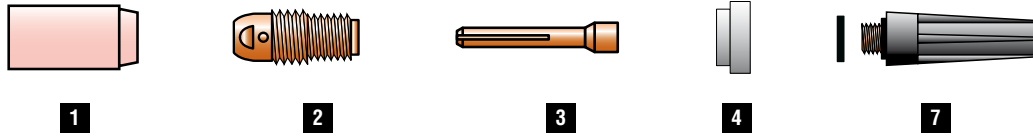


**WEAR PARTS NOT INCLUDED**

Starter kits page 360  
Wear parts page 361



# SERIES 9 - 20 - 25 - SUPER 20 WEAR PARTS



## STANDARD

	CODE		Gr	Ø	↔	REF	
1	TC0012		4	6,4 mm 1/4"	30 mm	13N08	10
1	TC0013		5	8 mm 5/16"	30 mm	13N09	10
1	TC0014		6	9,8 mm 3/8"	30 mm	13N10	10
1	TC0015		7	11,2 mm 7/16"	30 mm	13N11	10
1	TC0016		8	12,7 mm 1/2"	30 mm	13N12	10
1	TC0017		10	15,7 mm 5/8"	30 mm	13N13	10
1	TC0096		4	6,5 mm 1/4"	48 mm	796F71	10
1	TC0097		5	8 mm 5/16"	48 mm	796F72	10
1	TC0098		6	9,5 mm 3/8"	48 mm	796F73	10
1	TC0101		4	6,5 mm 1/4"	63 mm	796F75	10
1	TC0102		5	8 mm 5/16"	63 mm	796F76	10
1	TC0103		4	6,5 mm 1/4"	89 mm	796F79	10
2	TE0003-05			0,5 mm .020"	21 mm	13N25	10
2	TE0003-10			1,0 mm .040"	21 mm	13N26	10
2	TE0003-16			1,6 mm 1/16"	21 mm	13N27	10
2	TE0003-20			2,0 mm 5/64"	21 mm	-	10
2	TE0003-24			2,4 mm 3/32"	21 mm	13N28	10
2	TE0003-32			3,2 mm 1/8"	21 mm	13N29	10

	CODE		Gr	Ø	↔	REF	
3	TD0003-05			0,5 mm .020"	25 mm	13N20	10
3	TD0003-10			1,0 mm .040"	25 mm	13N21	10
3	TD0003-16			1,6 mm 1/16"	25 mm	13N22	10
3	TD0003-20			2,0 mm 5/64"	25 mm	-	10
3	TD0003-24			2,4 mm 3/32"	25 mm	13N23	10
3	TD0003-32			3,2 mm 1/8"	25 mm	13N24	10
4	TQ0001					598882	10
7	BW0063				147,5 mm	41V24	10
7	BW0064				53 mm	41V35	10
7	BW0065				17,5 mm	41V33	10
7	EA0129						10

## GAS LENS

	CODE		Gr	Ø	↔	REF	
1	TC0041		4	6,4 mm 1/4"	25,5 mm	53N58	10
1	TC0042		5	8 mm 5/16"	25,5 mm	53N59	10
1	TC0043		6	9,8 mm 3/8"	25,5 mm	53N60	10
1	TC0044		7	11,2 mm 7/16"	25,5 mm	53N61	10
1	TC0045		8	12,7 mm 1/2"	25,5 mm	53N61S	10
2	TE0005-05			0,5 mm .020"	22 mm	45V41	10
2	TE0005-10			1,0 mm .040"	22 mm	45V42	10
2	TE0005-16			1,6 mm 1/16"	22 mm	45V43	10
2	TE0005-20			2,0 mm 5/64"	22 mm	-	10
2	TE0005-24			2,4 mm 3/32"	22 mm	45V44	10
2	TE0005-32			3,2 mm 1/8"	22 mm	45V45	10
2	TE0025-16			1,6 mm 1/16"	22 mm	-	10
2	TE0025-20			2,0 mm 5/64"	22 mm	-	10
2	TE0025-24			2,4 mm 3/32"	22 mm	-	10
2	TE0025-32			3,2 mm 1/8"	22 mm	-	10
3	TD0003-05			0,5 mm .020"	25 mm	13N20	10
3	TD0003-10			1,0 mm .040"	25 mm	13N21	10
3	TD0003-16			1,6 mm 1/16"	25 mm	13N22	10
3	TD0003-20			2,0 mm 5/64"	25 mm	-	10
3	TD0003-24			2,4 mm 3/32"	25 mm	13N23	10
3	TD0003-32			3,2 mm 1/8"	25 mm	13N24	10
4	TQ0001					598882	10
7	BW0063				147,5 mm	41V24	10
7	BW0064				53 mm	41V35	10
7	BW0065				17,5 mm	41V33	10
7	EA0129						10

## GAS LENS XL (JUMBO)

	CODE		Gr	Ø	↔	REF	
1	TC0118		8	12,7 mm 1/2"	48 mm	57N74	10
1	TC0119		10	15,7 mm 5/8"	48 mm	53N88	10
1	TC0120		12	19,5 mm 3/4"	48 mm	53N87	10
2	TE0088-16			1,6 mm 1/16"	40 mm	45V116S	2
2	TE0088-24			2,4 mm 3/32"	40 mm	45V64S	2
2	TE0088-32			3,2 mm 1/8"	40 mm	-	2
3	TD0088-16			1,6 mm 1/16"	40 mm	13N22L	10
3	TD0088-20			2,0 mm 5/64"	40 mm	-	10
3	TD0088-24			2,4 mm 3/32"	40 mm	13N23L	10
3	TD0088-32			3,2 mm 1/8"	40 mm	13N24L	10
4	TQ0026					54N6320	10
7	BW0063				147,5 mm	41V24	10
7	BW0064				53 mm	41V35	10
7	BW0065				17,5 mm	41V33	10
7	EA0129						10

Gas protection flow is usually guttered by a STANDARD ceramic nozzle (picture 1). Such flow is affected by turbulences of head torch which are caused by the inlet pressure. In order to assure a uniform gas distribution, above all in stainless steel, titanium and aluminium alloys welding, we suggest the use of GAS LENS spare parts. The electrode holder equipped with a gas lens net, uniform the flow (picture 2) and aid to save the protection gas. Where permitted by external dimensions, it is recommended the JUMBO version which increases the protected surface with advantage for welding quality (picture 3).

