

CATALOGUE
2024







About us [\[en\]](#)

Trafimet is globally renowned for its wide range of welding and cutting torches, designed for maximising comfort, performance and accessibility for professional welders worldwide.

Founded as an artisan workshop 50 years ago, the company has evolved to more than 22,000 square meters of cutting-edge production facilities located in Italy.

Trafimet proudly maintains its solid "Made in Italy" footprint and remains firmly committed to its rich heritage.

Since 2019, Trafimet has been part of Kemppi Oy Group, a strategic move that marks the brand's alignment with a leading welding company.

About us

Trafimet Group SpA

Chi siamo [it]

Trafimet è riconosciuta a livello mondiale per la sua ampia gamma di torce per saldatura e taglio, progettate per ottimizzare comfort, prestazioni e accessibilità per saldatori professionisti di tutto il mondo.

Fondata come laboratorio artigianale 50 anni fa, l'azienda si è evoluta fino a raggiungere oltre 22.000 metri quadrati di stabilimenti produttivi all'avanguardia situati in Italia. Trafimet mantiene con orgoglio la sua solida impronta "Made in Italy" rimanendo saldamente fedele al suo ricco patrimonio.

Dal 2019, Trafimet è parte di Kemppi Oy Group, una mossa strategica che segna l'allineamento del marchio con un'azienda leader nel settore della saldatura.

Über uns [de]

Trafimet ist weltweit bekannt für seine große Auswahl an Schweiß- und Schneidbrennern, die maximalen Komfort, Leistung und Zugänglichkeit für professionelle Schweißer auf der ganzen Welt bieten. Vor 50 Jahren als Handwerksbetrieb gegründet, hat sich das Unternehmen zu einer mehr als 22.000 Quadratmeter großen, hochmodernen Produktionsstätte in Italien entwickelt.

Trafimet ist stolz darauf, seinen soliden "Made in Italy"-Standort beizubehalten und bleibt seinem traditionsreichen Erbe fest verpflichtet. Seit 2019 ist Trafimet Teil der Kemppi Oy Gruppe, ein strategischer Schritt, der die Ausrichtung der Marke auf ein führendes Schweißunternehmen markiert.

À propos de nous [fr]

Trafimet est mondialement connu pour sa large gamme de torches de soudage et de coupage, réputées pour maximiser le confort, la performance et l'accessibilité pour les soudeurs du monde entier.

Fondée en tant qu'atelier artisanal il y a 50 ans, la société a évolué pour atteindre plus de 22 000 m² d'installations de production de pointe situées en Italie.


Trafimet revendique fièrement sa solide empreinte "Made in Italy" et reste profondément attaché à son riche héritage. Depuis 2019, Trafimet fait partie du groupe Kemppi Oy, un choix stratégique qui scelle l'alignement de la marque avec une entreprise leader dans le domaine du soudage.

Hakkımızda [tr]

Trafimet, profesyonel kaynakçılar için konforu, performansı ve erişilebilirliği en üst düzeye çıkaran kaynak ve kesme torçu ürünlerinden oluşan geniş portföyüyle dünya çapında tanınmaktadır. 50 yıl önce bir zanaatkar atölyesi olarak kurulan şirket, İtalya'da 22.000 metrekareden fazla alana sahip son teknoloji üretim tesislerine evrilmiştir.

Trafimet, sağlam "Made in Italy" ayak izini gururla korumakta ve zengin mirasına sıkı sıkıya bağlı kalmaya devam etmektedir.

Trafimet, 2019 yılından bu yana Kemppi Group Oy'un bir parçasıdır ve bu, Trafimet markasının önde gelen bir kaynak şirketi ile uyumunu işaret eden stratejik bir harekettir.



PLASMA cutting torches

	PAGE
PLUSCUT 85	10
PLUSCUT 105	12
PLUSCUT 85 - AUTO	14
PLUSCUT 105 - AUTO	16
EXPRES CUT S25K	20
EXPRES CUT S35K	22
EXPRES CUT S25	24
EXPRES CUT S45	26
EXPRES CUT S65	28
EXPRES CUT S75	30
EXPRES CUT S105	32
EXPRES CUT S125	34
EXPRES CUT A81	36
EXPRES CUT A101	38
EXPRES CUT A141	40
EXPRES CUT A151	42
PLASMA AW201	44
EXPRES CUT CB50	46
EXPRES CUT CB70	48
EXPRES CUT CB150	50
PLASMA CB50	52
PLASMA CB70	54
PLASMA CB150 REMOVABLE INSULATOR	56
AUTOCUT S65P	58
AUTOCUT S105P	60
AUTOCUT A141P	62
AUTOCUT AW201P	64
PLASMA CONNECTIONS	66
CENTRAL ADAPTORS	68
TRAFIMECTOR	69
FLOW METERS	70
CIRCLE CUTTING GUIDE KITS	71



MIG welding torches

	PAGE
ERGOPLUS 15	74
ERGOPLUS 24	76
ERGOPLUS 25	78
ERGOPLUS 26	80
ERGOPLUS 36	82
ERGOPLUS 240	84
ERGOPLUS 400	86
ERGOPLUS 500	88
ERGOPLUS 555	90
ERGO FRESH 200G	94
ERGO FRESH 350G	96
ERGO FRESH 300W	98
ERGO FRESH 500W	100
ERGO FRESH 555W	102
AUTOPLUS 36	104
AUTOPLUS 500	106
EURO CONNECTORS MACHINE SIDE	108
EURO CONNECTORS TORCH SIDE	109
KITS FOR 5/8-18 UNF CONNECTOR / OTHER CONNECTORS	110
ADAPTORS / SPECIAL TORCH HEADS	111
COATED STEEL LINERS	112
UNCOATED STEEL LINERS	113
UNCOATED HIGH SLIDING STEEL LINERS	113
TEFLON® LINERS / LINER SPARE PARTS	114
LINERS WITH COPPER TERMINAL	115
LINER ROLLS	116
HOSES	116
CONNECTORS / HOSE-SM / HOSE-AP CLAMPS	117
CONTACT TIPS	117
CONVERSION KITS	121
CONSUMABLE KITS / ERGOPLUS	122
CONSUMABLES - BLISTER / ERGOPLUS	123

visit **trafimet.com**
for more details about the products.



TIG welding torches

	PAGE
ADAPTIG AIR COOLED	128
ADAPTIG WATER COOLED	129
TORCH HEADS / ADAPTIG	130
TRIGGER KITS / ADAPTIG	132
CONNECTION KITS - CABLE ASSEMBLIES / ADAPTIG	133
HANDLE KITS / ADAPTIG	135
EXPERTIG 9	138
EXPERTIG 17	139
EXPERTIG 18	140
EXPERTIG 20	141
EXPERTIG 26	142
CLASSIC 9	143
CLASSIC 17	144
CLASSIC 18	145
CLASSIC 20	146
CLASSIC 26	147
TIG 9V	148
TIG 17V	149
TIG 26V	150
AUTOTIG 18	151
AUTOTIG 20	152
AUTOTIG 26	153
EASY 400 PLUS	154
CENTRAL ADAPTORS	158
CONNECTORS M12X1 / CONNECTORS 3/8G	159
ELECTRIC PLUGS	160
SWITCHES - BUTTON KITS / EXPERTIG	161
TORCH HEADS / EXPERTIG - CLASSIC - TIG V - AUTOTIG	162
TUNGSTEN ELECTRODES	163
CONSUMABLE KITS	164
TIG 9 / 20 / 20 HC / 25 - CONSUMABLES	166
TIG 17 / 18 / 18 HC / 26 - CONSUMABLES	167
TIG 17 / 18 / 18 HC / 26 - STUBBY CONSUMABLES	168
TIG 24 / 24W - CONSUMABLES	169
TIG SUPER 50 - CONSUMABLES	170
CONSUMABLES - BLISTER	171



ACCESSORIES connectors

	PAGE
QUICK CONNECTORS WATER - MINI GAS	172
REDUCTIONS	173
CABLE CONNECTORS - PANEL SOCKETS / PLUGS	174
CABLE CONNECTORS - SOCKETS / PLUGS	176

visit **trafimet.com**
for more details about the products.

PLUSCUT




PLUSCUT [en]

The PLUSCUT torches have been developed for the most demanding industrial and professional use.

There is a fine line between designing a quality manufactured product and cost savings. PLUSCUT torches provide you with both. You will achieve the best, fast cuts and save costs with less repeat work and less consumable consumption.

PLUSCUT torches are suitable for a variety of applications, including 'Standard', 'Extended', and 'Gouging'.

visit **trafimet.com**
for more details about the products.



PLASMA cutting torches

PLUSCUT [it]

Le torce PLUSCUT sono state sviluppate per essere utilizzate nelle applicazioni industriali e per i professionisti più esigenti.

C'è una linea sottile tra la progettazione di un prodotto di qualità e il risparmio sui costi. Le torce PLUSCUT offrono entrambi. Garantiscono sia tagli veloci di altissima qualità che risparmi sui costi grazie al minor numero di ripetizioni del lavoro e al minor consumo delle parti di ricambio.

Le torce PLUSCUT sono adatte per un'ampia gamma di applicazioni, grazie alle versioni di consumabili per taglio "Standard" ed "Estesi" e a quelli per operazioni di "Scriccatura".

PLUSCUT [de]

Die neuen PLUSCUT-Brenner erfüllen die hohen Bedürfnisse der Anwender und liefern beste Schneidergebnisse. Sie wurden für den anspruchsvollen industriellen und professionellen Einsatz entwickelt.

Es ist ein schmaler Grat zwischen der Entwicklung eines qualitativ hochwertigen Schneidbrenners mit hoher Schneidgeschwindigkeit und gleichzeitiger Kosteneinsparungen bei den Verschleißteilen. Die PLUSCUT-Schneidbrenner bieten Ihnen beides. Sie erzielen die besten, schnellsten Schnitte und sparen Kosten durch weniger Nacharbeit und geringeren Verbrauch bei den Verschleißteilen.

PLUSCUT-Schneidbrenner sind für eine Vielzahl von Anwendungen geeignet, darunter „Standard“, „Extended“ und „Fugenhobeln“.

PLUSCUT [fr]

Les torches PLUSCUT ont été développées pour les utilisations industrielles et professionnelles les plus exigeantes.

Il y a une différence entre la conception et la fabrication d'un produit de qualité et la réduction des coûts. Les torches PLUSCUT offrent les deux. Vous obtiendrez des coupes optimales et rapides tout en réalisant des économies, avec moins de tâches répétées et moins de consommables utilisés. Les torches PLUSCUT sont adaptées à de nombreuses applications, dont « Standard », « Long » et « Gougeage ».

PLUSCUT [tr]

PLUSCUT torçlar, en zorlu endüstriyel ve profesyonel uygulamalar için geliştirilmiştir. Kaliteli bir ürün tasarımı ile maliyet tasarrufu arasında ince bir çizgi vardır.

PLUSCUT torçlar, size her ikisini de sağlar. Daha az tekrarlı çalışma ve daha az sarf malzemesi tüketimi ile en iyi ve hızlı kesimleri elde edecek ve böylece maliyetlerinizde gözle görülür tasarruf sağlayacaksınız.

PLUSCUT torçlar; "Standart", "Extended (Uzun)" ve "Oluk Açma" dahil olmak üzere çeşitli uygulamalar için idealdir.

PLUSCUT 85

CE EN60974-7



COAXIAL CABLE			
CODE	↔		
PAP306M-004-SA3	6 m	19.7'	CENTRAL 004
PAP312M-004-SA3	12 m	39.4'	
PAP306M-304-SA3	6 m	19.7'	TRAFIMECTOR 304
PAP312M-304-SA3	12 m	39.4'	

CABLE ASSEMBLY			
CODE	↔		
PAP306M-004-SC3	6 m	19.7'	CENTRAL 004
PAP312M-004-SC3	12 m	39.4'	
PAP306M-304-SC3	6 m	19.7'	TRAFIMECTOR 304
PAP312M-304-SC3	12 m	39.4'	

For Central 004 and Trafimector 304 pin connection scheme please see the relevant page.

CONSUMABLE KITS

CODE		
PT1045	45 A consumable kit	1
PT1065	65 A consumable kit	1
PT1085	85 A consumable kit	1



TECHNICAL DATA			
NO HF	45 A	65 A	85 A
1 m	0,6 kg		
	1.32 lb		
PEAK	500		
	min. 4,5 - max. 5,0 bar		
	225 l/min @ 5 bar		
	Compressed air		
X %	100%	100%	100%
Max. Clean @ 25cm/min.	10mm	22mm	30mm
Maximum	15mm	26mm	35mm
Severance	20mm	30mm	40mm
Pierce	12mm	16mm	19mm



CONSUMABLES FOR CUTTING (STANDARD)

	CODE		Ø	↔	CONSUMABLE KIT CONTENT			PCS X
					PT1045	PT1065	PT1085	
					45 A	65 A	85 A	
1	CV0384P			24,4 mm	•	•	•	1
2	PC0371P			34,8 mm	•	•	•	1
3	PD0403P09		0,95 mm 0,037"	16,6 mm	•			5
3	PD0403P12		1,2 mm 0,047"	16,6 mm		•		5
3	PD0403P13		1,35 mm 0,053"	16,9 mm			•	5
4	PE0363P			23 mm	•	•	•	1
5	PR0362P			29,5 mm	•	•	•	5

CONSUMABLES FOR CUTTING (EXTENDED)

	CODE		65 A	85 A	PCS X
1	CV0385P		•	•	1
2	PC0371P		•	•	1
3	PD0406P12		•		5
3	PD0406P13			•	5
4	PE0363P		•	•	1
5	PR0363P		•	•	5

CONSUMABLES FOR GOUGING

	CODE		65 A	85 A	PCS X
1	CV0386P		•	•	1
2	PC0371P		•	•	1
3	PD0409P11		•		5
3	PD0409P13			•	5
4	PE0363P		•	•	1
5	PR0362P		•	•	5


	CODE		Description	PCS X
6	FH1716P		air tube	2
7	EA1920		o-ring	5
7	PF1390		torch head	1
8	BX0917		trigger/lever kit with microswitch	1
8	PT0366		microswitch kit	1
9	TP0320		handle with screws	1
10	BW0311		ball joint for cable assembly	1

	CODE		Description	PCS X
10	EA2367		spring for coaxial cable	1
11	PH0930-06		coaxial cable - 6 m / 19.7' - 1/4 G	1
11	PH0930-12		coaxial cable - 12m / 39.4' - 1/4 G	1
11	PH4170-06		cable assembly - 6 m / 19.7' - 1/4 G - Central adaptor	1
11	PH4170-12		cable assembly - 12 m / 39.4' - 1/4 G - Central adaptor	1
11	PH4171-06		cable assembly - 6 m / 19.7' - 1/4 G - Trafimector	1
11	PH4171-12		cable assembly - 12 m / 39.4' - 1/4 G - Trafimector	1
12	FY0043		plasma central adaptor - 5 pins	1
12	FY0090		TRAFIMECTOR® central adaptor - torch side	1

STANDARD

PLUSCUT 105

CE EN60974-7



COAXIAL CABLE			
CODE	↔		
PAP406M-004-SA3	6 m	19.7'	
PAP412M-004-SA3	12 m	39.4'	
PAP406M-304-SA3	6 m	19.7'	
PAP412M-304-SA3	12 m	39.4'	

TECHNICAL DATA	
NO HF	105 A
	0,6 kg
	1.32 lb
PEAK	500
	min. 4,5 - max. 5,0 bar
	250 l/min @ 5 bar
	Compressed air
X %	100%
Max. Clean @ 25cm/min.	35mm
Maximum	40mm
Severance	50mm
Pierce	22mm

CABLE ASSEMBLY			
CODE	↔		
PAP406M-004-SC3	6 m	19.7'	
PAP412M-004-SC3	12 m	39.4'	
PAP406M-304-SC3	6 m	19.7'	
PAP412M-304-SC3	12 m	39.4'	

For Central 004 and Trafimector 304 pin connection scheme please see the relevant page.

CONSUMABLE KITS

CODE			
PT1105		105 A consumable kit	1



CONSUMABLES FOR CUTTING (STANDARD)

	CODE		Ø	↔	🔒 CONSUMABLE KIT CONTENT		PCS X 📦
					PT1105	105 A	
1	CV0383P			25 mm		•	1
2	PC0370P			34,8 mm		•	1
3	PD0402P15		1,5 mm 0,059"	17,5 mm		•	5
4	PE0362P			23 mm		•	1
5	PR0362P			29,5 mm		•	5

CONSUMABLES FOR CUTTING (EXTENDED)

	CODE		105 A	PCS X 📦
1	CV0385P		•	1
2	PC0370P		•	1
3	PD0406P15		•	5
4	PE0362P		•	1
5	PR0363P		•	5

CONSUMABLES FOR GOUGING

	CODE		105 A	PCS X 📦
1	CV0388P		•	1
2	PC0370P		•	1
3	PD0410P14		•	5
4	PE0362P		•	1
5	PR0362P		•	5

	CODE			
6	FH1716P		air tube	4
7	EA1920		o-ring	5
7	PF1390		torch head	1
8	BX0917		trigger/lever kit with microswitch	1
8	PT0366		microswitch kit	1
9	TP0320		handle with screws	1
10	BW0311		ball joint for cable assembly	1

	CODE			
10	EA2367		spring for coaxial cable	1
11	PH0930-06		coaxial cable - 6 m / 19.7' - 1/4 G	1
11	PH0930-12		coaxial cable - 12m / 39.4' - 1/4 G	1
11	PH4170-06		cable assembly - 6 m / 19.7' - 1/4 G - Central adaptor	1
11	PH4170-12		cable assembly - 12 m / 39.4' - 1/4 G - Central adaptor	1
11	PH4171-06		cable assembly - 6 m / 19.7' - 1/4 G - Trafimector	1
11	PH4171-12		cable assembly - 12 m / 39.4' - 1/4 G - Trafimector	1
12	FY0043		plasma central adaptor - 5 pins	1
12	FY0090		TRAFIMECTOR® central adaptor - torch side	1

STANDARD

PLUSCUT 85 - AUTO

CE EN60974-7



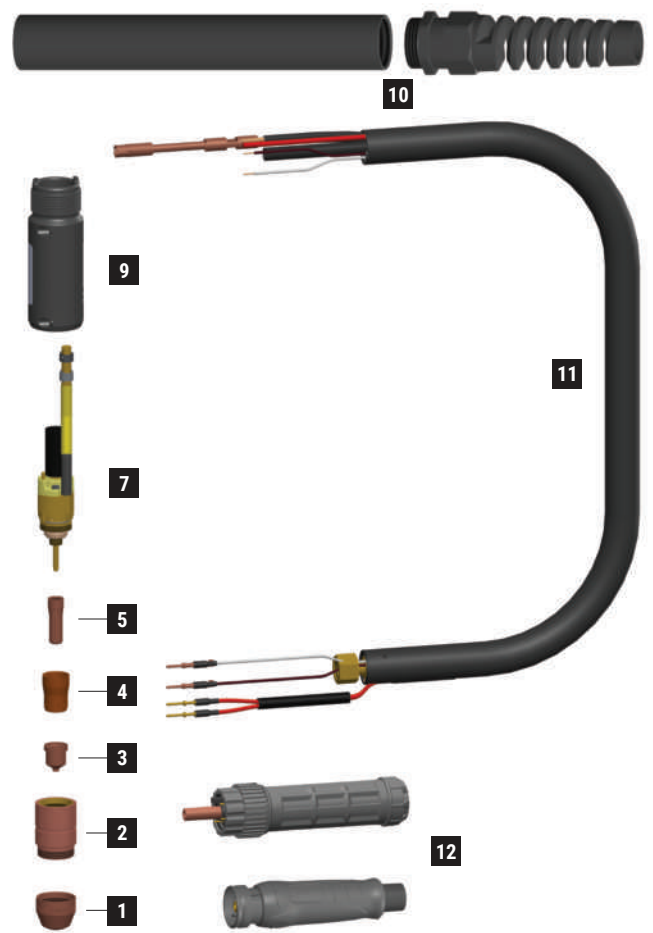
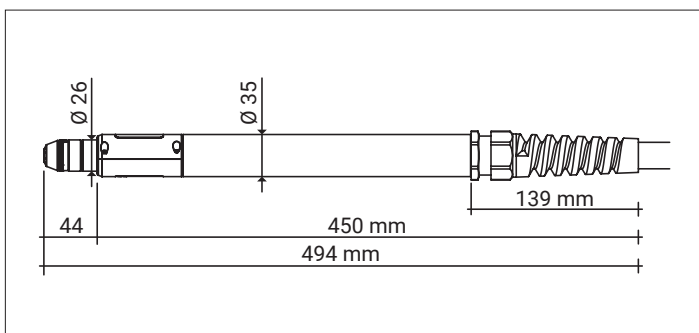
CABLE ASSEMBLY			
CODE	↔		
PAP306P-019-TB3	6 m	19.7'	CENTRAL 019
PAP312P-019-TB3	12 m	39.4'	
PAP306P-319-TB3	6 m	19.7'	TRAFIMECTOR 319
PAP312P-319-TB3	12 m	39.4'	

For Central 019 and Trafimector 319 pin connection scheme please see the relevant page.

CONSUMABLE KITS

CODE		
PT2045	45 A consumable kit	1
PT2065	65 A consumable kit	1
PT2085	85 A consumable kit	1

TECHNICAL DATA			
NO HF	45 A	65 A	85 A
1 m	0,5 kg		
	1.1 lb		
PEAK	500		
min. 4,5 - max. 5,0 bar			
225 l/min @ 5 bar			
Compressed air			
X %	100%	100%	100%
Max. Clean @ 25cm/min.	10mm	22mm	30mm
Maximum	15mm	26mm	35mm
Severance	20mm	30mm	40mm
Pierce	12mm	16mm	19mm



CONSUMABLES FOR CUTTING (STANDARD)

	CODE		Ø		CONSUMABLE KIT CONTENT			PCS X
					PT2045	PT2065	PT2085	
					45 A	65 A	85 A	
1	CV0390P			20,3 mm	•	•	•	1
2	PC0371P			34,8 mm	•	•	•	1
3	PD0403P09		0,95 mm 0,037"	16,6 mm	•			5
3	PD0403P12		1,2 mm 0,047"	16,6 mm		•		5
3	PD0403P13		1,35 mm 0,053"	16,9 mm			•	5
4	PE0363P			23 mm	•	•	•	1
5	PR0362P			29,5 mm	•	•	•	5

	CODE				
6	FH1716P		air tube	2	
7	EA1920		o-ring	5	
7	PF1391		torch head	1	
7	PT0366		microswitch kit	1	
9	TP0321		protection shell kit for torch head	1	
10	TP0322		tube handle with spring support	1	

	CODE				
11	PH4172-06		cable assembly - 6 m / 19.7' - 1/4 G - Central adaptor	1	
11	PH4172-12		cable assembly - 12m / 39.4' - 1/4 G - Central adaptor	1	
11	PH4173-06		cable assembly - 6 m / 19.7' - 1/4 G - Trafimector	1	
11	PH4173-12		cable assembly - 12m / 39.4' - 1/4 G - Trafimector	1	
12	FY0043		plasma central adaptor - 5 pins	1	
12	FY0090		TRAFIMECTOR® central adaptor - torch side	1	

STANDARD

PLUSCUT 105 - AUTO

CE EN60974-7



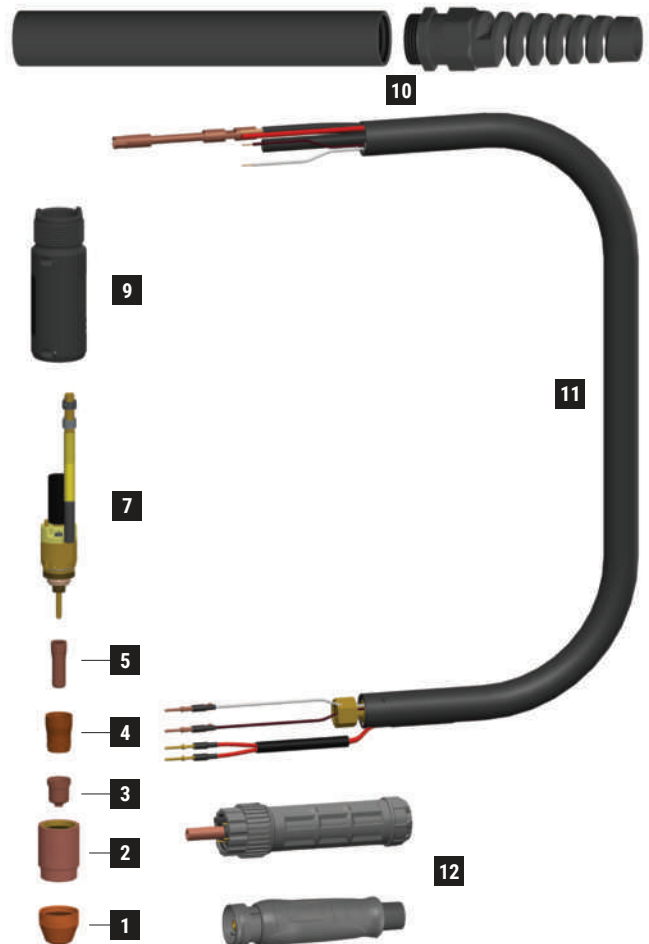
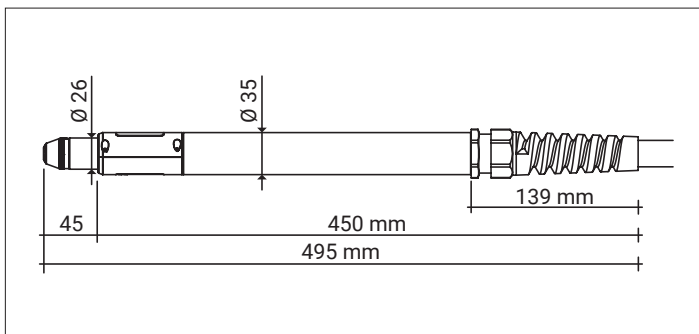
CABLE ASSEMBLY			
CODE	↔		
PAP406P-019-TB3	6 m	19.7'	 CENTRAL 019
PAP412P-019-TB3	12 m	39.4'	
PAP406P-319-TB3	6 m	19.7'	 TRAFIMECTOR 319
PAP412P-319-TB3	12 m	39.4'	

For Central 019 and Trafimector 319 pin connection scheme please see the relevant page.

CONSUMABLE KITS

CODE		
PT2105	 105 A consumable kit	1

TECHNICAL DATA	
NO HF	105 A
1 m	0,5 kg
	1.1 lb
V PEAK	500
	min. 4,5 - max. 5,0 bar
	250 l/min @ 5 bar
	Compressed air
X %	100%
Max. Clean @ 25cm/min.	35mm
Maximum	40mm
Severance	50mm
Pierce	22mm



CONSUMABLES FOR CUTTING (STANDARD)

	CODE		Ø	↔	CONSUMABLE KIT CONTENT		PCS X
					PT2105	105 A	
1	CV0387P			21,3 mm		•	1
2	PC0370P			34,8 mm		•	1
3	PD0402P15		1,5 mm 0,059"	17,5 mm		•	5
4	PE0362P			23 mm		•	1
5	PR0362P			29,5 mm		•	5

	CODE			
6	FH1716P		air tube	2
7	EA1920		o-ring	5
7	PF1391		torch head	1
7	PT0366		microswitch kit	1
9	TP0321		protection shell kit for torch head	1
10	TP0322		tube handle with spring support	1

	CODE			
11	PH4172-06		cable assembly - 6 m / 19.7' - 1/4 G - Central adaptor	1
11	PH4172-12		cable assembly - 12m / 39.4' - 1/4 G - Central adaptor	1
11	PH4173-06		cable assembly - 6 m / 19.7' - 1/4 G - Trafimector	1
11	PH4173-12		cable assembly - 12m / 39.4' - 1/4 G - Trafimector	1
12	FY0043		plasma central adaptor - 5 pins	1
12	FY0090		TRAFIMECTOR® central adaptor - torch side	1

STANDARD

EXPRESCUT



EXPRESCUT [en]

The range of EXPRESCUT torches covers a wide field of applications from 20 to 150 Amps for machines with and without high frequency. The EXPRESCUT offers a wide range of connections to fit with most machines in the market.

The renewed and further improved plasma cutting torches come in a new design and with a new safety switch.

The wear parts of EXPRESCUT torches are manufactured by Trafimet and guarantee maximum performance, thanks to the right choice and high quality of raw materials and precise production.

visit [trafimet.com](https://www.trafimet.com)
for more details about the products.



PLASMA cutting torches

EXPRES-CUT [it]

La gamma di torce EXPRES-CUT copre una vasta tipologia di applicazioni da 20-150 A per le macchine con e senza alta frequenza. Le torce EXPRES-CUT offrono svariati configurazioni di connessione e, pertanto, si adattano alla maggior parte delle macchine disponibili sul mercato. Le torce per il taglio al plasma sono state rinnovate e ulteriormente migliorate con un nuovo design e un nuovo pulsante di sicurezza. I consumabili delle torce EXPRES-CUT sono prodotti da Trafimet e garantiscono le massime prestazioni grazie alla selezione e all'alta qualità delle materie prime e alla precisione della produzione.

EXPRES-CUT [de]

Das Sortiment der EXPRES-CUT-Schneidbrenner deckt einen breiten Anwendungsbereich von 20 bis 150 Ampere für Maschinen mit und ohne Hochfrequenz ab. Der EXPRES-CUT bietet eine große Auswahl von Anschlüssen, die zu den meisten Maschinen auf dem Markt passen. Die überarbeiteten und weiter verbesserten Plasmaschneidbrenner kommen in einem neuen Design und mit einem neuen Sicherheitsschalter. Die Verschleißteile der EXPRES-CUT-Brenner werden von Trafimet hergestellt und garantieren dank der richtigen Auswahl und der hohen Qualität der Materialien sowie der außerordentlich präzisen Fertigung maximale Leistung und Lebensdauer.

EXPRES-CUT [fr]

La gamme de torches EXPRES-CUT couvre une large palette d'applications de 20 à 150 ampères pour les machines dotées ou non de la haute fréquence. L'EXPRES-CUT propose un grand nombre de connexions pour s'adapter à la plupart des machines du marché. Renouvelées et encore améliorées, les torches de découpe plasma bénéficient d'un nouveau design et d'un nouvel interrupteur de sécurité. Les pièces d'usure des torches EXPRES-CUT sont fabriquées par Trafimet et garantissent des performances maximales, grâce au choix judicieux et à la haute qualité des matières premières, accompagnées d'une fabrication précise.

EXPRES-CUT [tr]

EXPRES-CUT torç serisi, yüksek frekanslı veya yüksek frekanssız makineler için 20 ile 150 Amper arasında geniş bir uygulama aralığını kapsar. EXPRES-CUT, pazardaki birçok makineye uyacak geniş bir bağlantı yelpazesi sunmaktadır. Yenilenmiş ve daha da geliştirilmiş plazma kesme torçları, yeni bir tasarım ve yeni bir güvenlik mekanizmalı tetik ile birlikte sunulur. Trafimet tarafından üretilen EXPRES-CUT sarf malzemeleri; doğru, yüksek kaliteli hammadde seçimi ve hassas üretim teknikleri sayesinde maksimum performansı garantiler.


EXPRES CUT S25K

CE EN60974-7



CODE	↔		
PAS004M-096-WB3	4 m	12.5'	DIRECT 4 WIRES

TECHNICAL DATA		
NO HF	EXPRES CUT S25K	
1 m	0,4 kg	0,88 lb
PEAK	500	
	2 bar	
	31 l/min	
35%	20 A	
	4-6 mm	5/32" - 1/4"




K Series Torches for Integrated Compressors

Plasma Cutting Machine

K Expresscut Torch

CIRCLE CUTTING GUIDE KIT CV0025



	CODE		Description	Ø	Length	CONTACT		DRAG		GOUGING	REF	
1	CV0024		stand off guide	23,5 mm	33 mm							1
2	PC0117		nozzle (1 ring)		28 mm							4
3	PD0103-09		40 A	0,9 mm .035"	25,8 mm							10
3	PD0103-65		20 A	0,65 mm .025"	25,8 mm							10
3	PD0116-06		20 A	0,6 mm .023"	17,3 mm							10
3	PD0116-08		30 A	0,8 mm .030"	17,3 mm							10
3	PD0116-09		40 A	0,9 mm .035"	17,3 mm							10
4	PE0106		Swirl ring		4,6 mm						60028	2
5	PR0106		electrode		30,5 mm							10
5	PR0110		electrode		21,8 mm							10

	CODE		Description	
7	EA0330		o-ring	10
7	PF0127		S25K - S35K - S25 - S45 torch head	1
8	TP0310		trigger kit	1

	CODE		Description	
9	TP0301		handle kit	1
9	BW0424		spring joint	1
10	PH4015		cable assembly - 4 m / 12' - direct 4 wires	1

STANDARD CONTACT SHORT CONTACT LONG DRAG SHORT DRAG LONG GOUGING


EXPRES CUT S35K

CE EN60974-7



CODE	↔		
PAS104M-096-WB3	4 m	12.5'	DIRECT 4 WIRES

TECHNICAL DATA		
NO HF	EXPRES CUT S35K	
1 m	0,4 kg	0,88 lb
V PEAK	500	
	2,5 bar	
	60 l/min	
X 35%	32 A	
	6-8 mm	1/4" - 5/16"




K Series Torches for Integrated Compressors

Plasma Cutting Machine

Expresscut Torch

CIRCLE CUTTING GUIDE KIT CV0025



	CODE		Description	Ø		↔		CONTACT		DRAG		GOUGING	REF		
1	CV0024		stand off guide	23,5 mm		33 mm									1
2	PC0135		nozzle (2 rings)			28 mm									4
3	PD0103-09		40 A	0,9 mm	.035"	25,8 mm									10
3	PD0103-65		20 A	0,65 mm	.025"	25,8 mm									10
3	PD0116-06		20 A	0,6 mm	.023"	17,3 mm									10
3	PD0116-08		30 A	0,8 mm	.030"	17,3 mm									10
3	PD0116-09		40 A	0,9 mm	.035"	17,3 mm									10
4	PE0106		Swirl ring			4,6 mm							60028		2
5	PR0106		electrode			30,5 mm									10
5	PR0110		electrode			21,8 mm									10

	CODE		Description	
7	EA0330		o-ring	10
7	PF0127		S25K - S35K - S25 - S45 torch head	1
8	TP0310		trigger kit	1

	CODE		Description	
9	TP0301		handle kit	1
9	BW0424		spring joint	1
10	PH4015		cable assembly - 4 m / 12' - direct 4 wires	1

STANDARD CONTACT SHORT CONTACT LONG DRAG SHORT DRAG LONG GOUGING



EXPRES CUT S25

CE EN60974-7



CODE	↔		
PAS204M-095-WB3	4 m	12.5'	 DIRECT 2 WIRES

TECHNICAL DATA		
NO HF	EXPRES CUT S25	
	0,4 kg	0,88 lb
	500	
	5 bar	
	95 l/min	
	25 A	
	6-8 mm	1/4" - 5/16"



CIRCLE CUTTING GUIDE KIT CV0025

	CODE		Description	Ø		↔		CONTACT		DRAG		GOUGING	REF		
1	CV0024		stand off guide	23,5 mm		33 mm									1
2	PC0116		nozzle (no ring)			28 mm							60389		4
3	PD0103-09		40 A	0,9 mm	.035"	25,8 mm									10
3	PD0103-65		20 A	0,65 mm	.025"	25,8 mm									10
3	PD0116-06		20 A	0,6 mm	.023"	17,3 mm									10
3	PD0116-08		30 A	0,8 mm	.030"	17,3 mm									10
3	PD0116-09		40 A	0,9 mm	.035"	17,3 mm									10
4	PE0106		Swirl ring			4,6 mm							60028		2
5	PR0106		electrode			30,5 mm									10
5	PR0110		electrode			21,8 mm									10

	CODE		Description	
7	EA0330		o-ring	10
7	PF0127		S25K - S35K - S25 - S45 torch head	1
8	TP0310		trigger kit	1

	CODE		Description	
9	TP0301		handle kit	1
9	BW0424		spring joint	1
10	PH4016		cable assembly - 4 m / 12' - direct 2 wires	1

STANDARD CONTACT SHORT CONTACT LONG DRAG SHORT DRAG LONG GOUGING


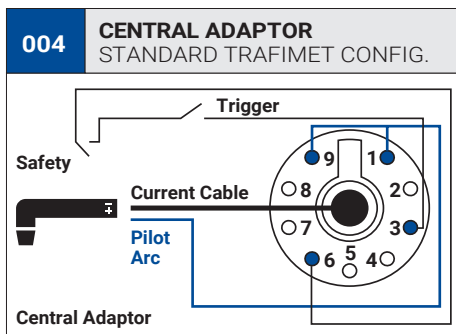
EXPRES CUT S45

CE EN60974-7



CODE	↔		
PAS304M-000-WB3	4 m	12.5'	1/4 GAS Cable Assembly
PAS304M-004-WB3	4 m	19.7'	CENTRAL 004 Cable Assembly
PAS306M-000-WA3	6 m	19.7'	1/4 GAS Coaxial
PAS306M-004-WA3	6 m	19.7'	CENTRAL 004 Coaxial
PAS306M-304-WA3	6 m	19.7'	TRAFIMECTOR 304 Coaxial

TECHNICAL DATA		
NO HF	EXPRES CUT S45	
1 m	0,4 kg	0,88 lb
V PEAK	500	
	5 bar	
	115 l/min	
X 60%	40 A	
	8-12 mm	5/16" - 15/32"



	CODE		Description	Ø		↔		CONTACT		DRAG		GOUGING	REF		
1	CV0010		stand off guide			18,5 mm							743.0149 0618. 0408-2053	10	
1	CV0024		stand off guide	23,5 mm		33 mm								1	
2	PC0116		nozzle (no ring)			28 mm							60389	4	
3	PD0102-08		30 A	0,8 mm	.030"	13,3 mm								10	
3	PD0102-10		50 A	1,0 mm	.040"	13,3 mm									10
3	PD0103-09		40 A	0,9 mm	.035"	25,8 mm								10	
3	PD0103-65		20 A	0,65 mm	.025"	25,8 mm									10
3	PD0116-06		20 A	0,6 mm	.023"	17,3 mm								10	
3	PD0116-08		30 A	0,8 mm	.030"	17,3 mm									10
3	PD0116-09		40 A	0,9 mm	.035"	17,3 mm									10
4	PE0106		Swirl ring			4,6 mm								2	
5	PR0105		electrode			17,8 mm								10	
5	PR0106		electrode			30,5 mm							60028	10	
5	PR0110		electrode			21,8 mm								10	

	CODE		Description	
7	EA0330		o-ring	10
7	PF0127		S25K - S35K - S25 - S45 torch head	1
8	TP0310		trigger kit	1
9	TP0301		handle kit	1
9	BW0424		spring joint	1
10	PH4027		coaxial cable - 6 m / 19.7' - 1/4 G (no pin)	1

	CODE		Description	
10a	PH4127		cable assembly - 4 m / 12' - 1/4 G	1
11	BW0147		cable support	10
11	FY0023		plasma central adaptor - 5 pins	1
12	FY0090		TRAFIMECTOR® central adaptor - torch side	1
	EA0254		pin extractor for central adaptor	1
	PT0202		male spring pins kit (5 pcs)	1

STANDARD CONTACT SHORT CONTACT LONG DRAG SHORT DRAG LONG GOUGING

EXPRES CUT S65

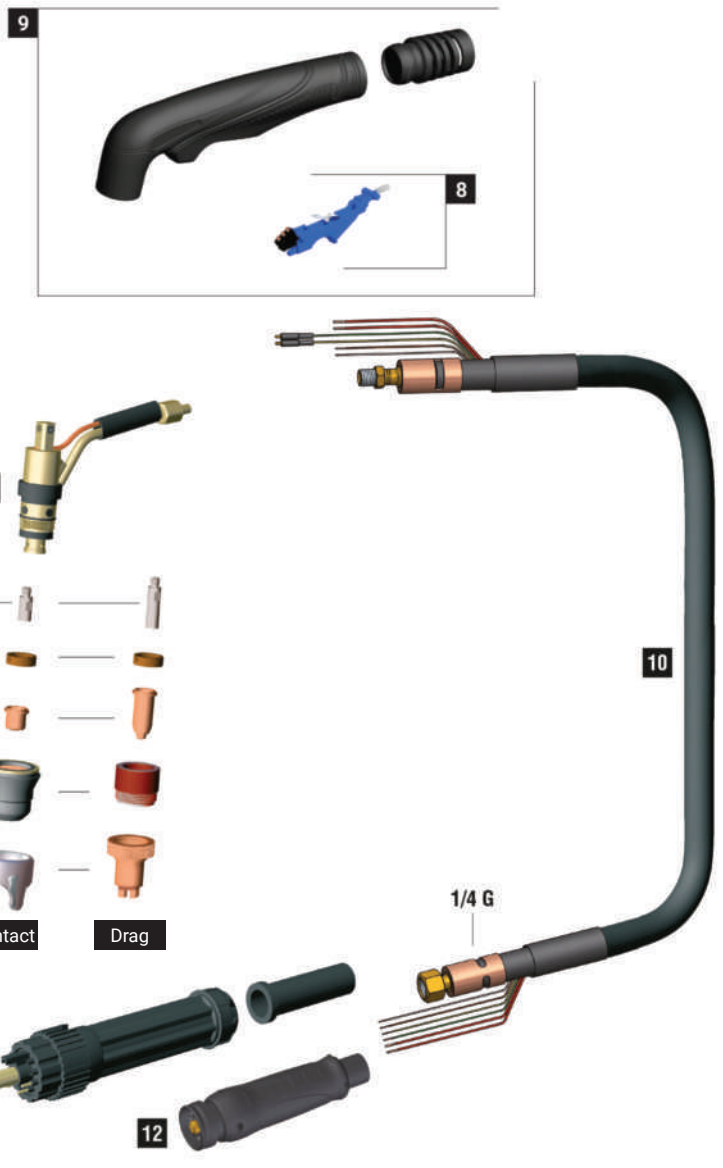
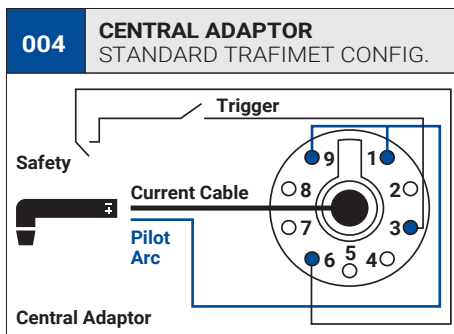
CE EN60974-7



CONTACT Consumables	↔		
PAS406M-000-WA3	6 m	19.7'	 1/4 GAS
PAS406M-004-WA3	6 m	19.7'	 CENTRAL 004
PAS406M-304-WA3	6 m	19.7'	 TRAFIMECTOR® 304

TECHNICAL DATA		
	EXPRES CUT S65	
	0,4 kg	0,88 lb
	500	
	4 bar	
	100 l/min	
	60 A	
	16-20 mm	5/8" - 25/32"

DRAG Consumables	↔		
PAS406D-000-WA3	6 m	19.7'	 1/4 GAS
PAS406D-004-WA3	6 m	19.7'	 CENTRAL 004
PAS406D-304-WA3	6 m	19.7'	 TRAFIMECTOR® 304



CONSUMABLES FOR CUTTING (CONTACT)

	CODE		Description	Ø		↔		CONTACT		DRAG		GOUGING	REF	
1	CV0299		gouging shield			20,8 mm						•		2
1	CV1118		stand off guide			25,5 mm		•						2
2	PC0098		nozzle			29 mm		•						2
2	PC0198		long life nozzle			29 mm						•		2
3	PD0098-08		40 A	0,8 mm	.030"	17,7 mm		•						10
3	PD0098-10		60 A	1,0 mm	.040"	17,7 mm		•						10
3	PD0199-16		gouging tip	1,6 mm	.063"	17,7 mm						•		10
4	PE0106		Swirl ring			4,6 mm		•				•	60028	2
5	PR0098		electrode			24,8 mm		•				•		10

CONSUMABLES FOR DRAG

	CODE		Description	Ø		↔		CONTACT		DRAG		GOUGING	REF	
1	CV0298		stand off guide			37,9 mm					•			2
2	PC0198		long life nozzle			29 mm					•			2
3	PD0198-08		40 A	0,8 mm	.030"	18 mm					•			10
3	PD0198-10		60 A	1,0 mm	.040"	18 mm						•		10
4	PE0106		Swirl ring			4,6 mm					•		60028	2
5	PR0106		electrode			30,5 mm					•			10

	CODE		Description	
7	EA0330		o-ring	10
7	PF0128		S65 torch head	1
8	TP0310		trigger kit	1
9	TP0301		handle kit	1
9	BW0424		spring joint	10

	CODE		Description	
10	PH4027		coaxial cable - 6 m / 19.7' - 1/4 G (no pin)	1
11	BW0147		cable support	10
11	FY0023		plasma central adaptor - 5 pins	1
12	FY0090		TRAFIMECTOR® central adaptor - torch side	1
	EA0254		pin extractor for central adaptor	1
	PT0202		male spring pins kit (5 pcs)	1

STANDARD



CONTACT SHORT



CONTACT LONG



DRAG SHORT



DRAG LONG



GOUGING

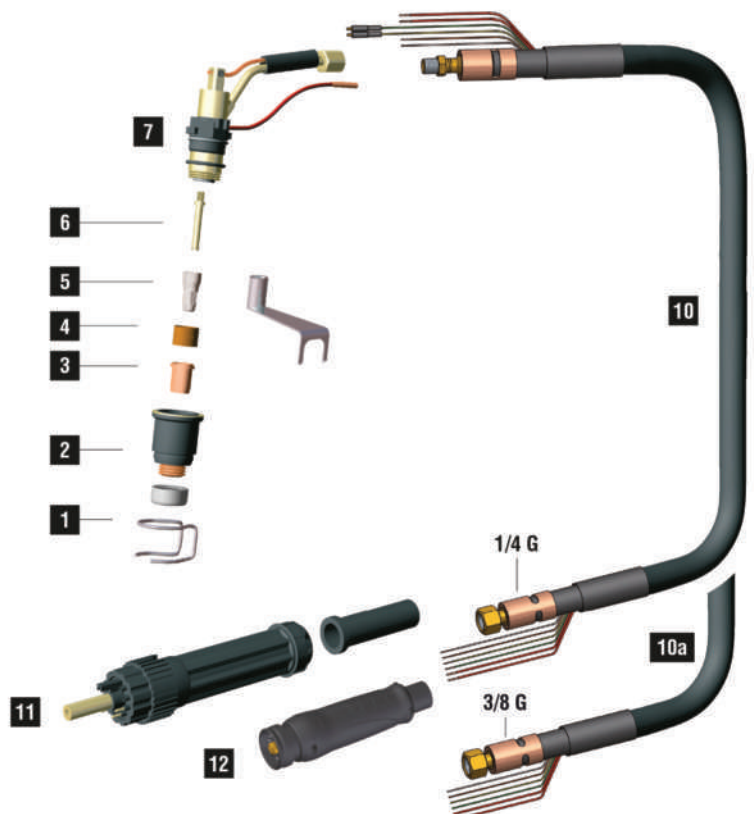
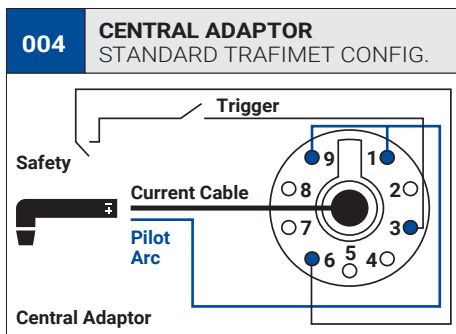

EXPRES CUT S75

CE EN60974-7



CODE	↔		
PAS506M-000-WA3	6 m	19.7'	 1/4 GAS
PAS506M-071-WA3	6 m	19.7'	 3/8 GAS
PAS506M-004-WA3	6 m	19.7'	 CENTRAL 004
PAS506M-304-WA3	6 m	19.7'	 TRAFIMECTOR® 304

TECHNICAL DATA		
NO HF	EXPRES CUT S75	
	0,7 kg	1,54 lb
V PEAK	500	
	5 bar	
	150 l/min	
X 60%	70 A	
X 100%	50 A	
	18-23mm	23/32" - 29/32"



	CODE		Ø		CONTACT		DRAG		GOUGING	REF	
1	CV0026				25,5 mm						2
1	CV0028				20,5 mm						10
1	CV0033				26 mm						2
1	CV0051		24,3 mm		31 mm						1
2	CV0076				9,7 mm						10
2	PC0114		nozzle (CV0076 included)		39,5 mm						2
3	PD0114-10		50 A	1,0 mm .040"	18,6 mm						10
3	PD0114-12		70 A	1,2 mm .047"	18,6 mm						10
3	PD0118-10		50 A	1,0 mm .040"	31,1 mm						10
4	PE0112		diffuser		11,5 mm						2
5	CV0080		tool for wear parts								1
5	PR0117		electrode		23,7 mm						10
5	PR0119		electrode		36,2 mm						10
6	FH0647		air tube		36 mm						10

	CODE		
7	EA0223		O-ring Ø 18x1 mm 10
7	PF0135		S75 torch head 1
8	TP0310		trigger kit 1
9	TP0303		handle kit 1
9	BW0424		spring joint 1
10	PH4003		coaxial cable - 6 m / 19.7' - 1/4 G (no pin) 1

	CODE		
10a	PH4009		coaxial cable - 6 m / 19.7' - 3/8 G (no pin) 1
11	BW0147		cable support 10
11	FY0023		plasma central adaptor - 5 pins 1
12	FY0090		TRAFIMECTOR® central adaptor - torch side 1
	EA0254		pin extractor for central adaptor 1
	PT0202		male spring pins kit (5 pcs) 1

STANDARD CONTACT SHORT CONTACT LONG DRAG SHORT DRAG LONG GOUGING

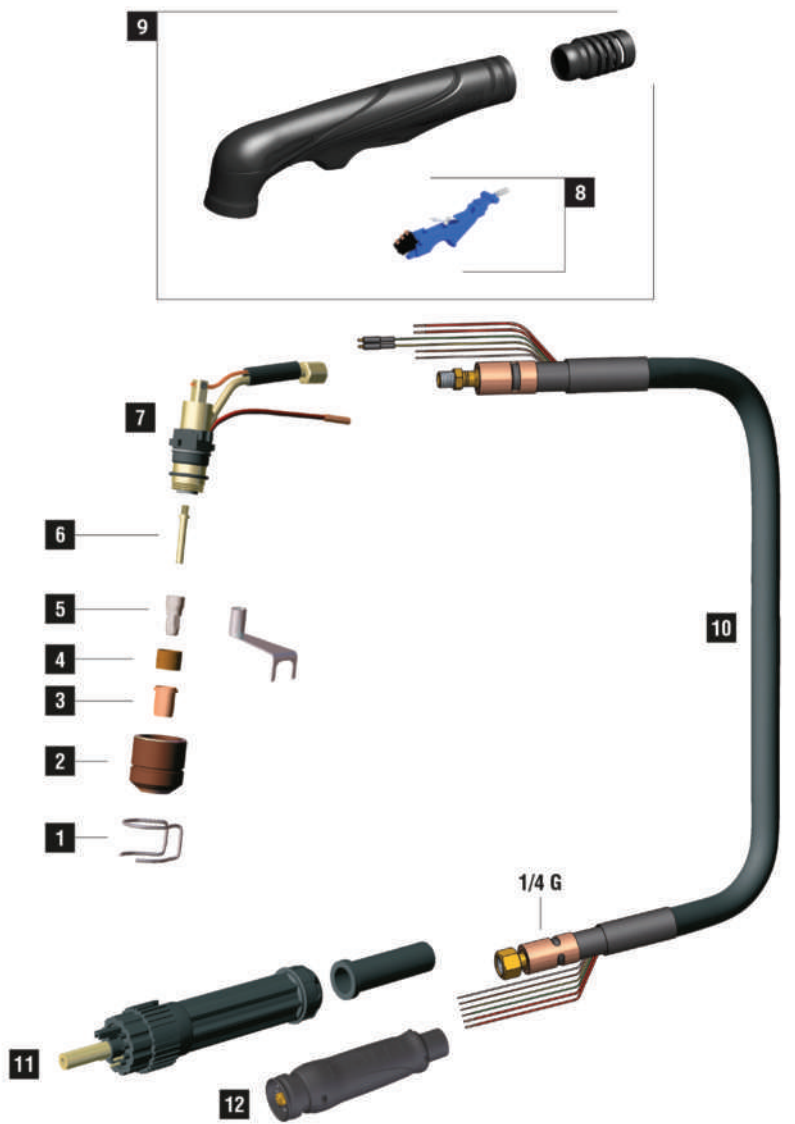
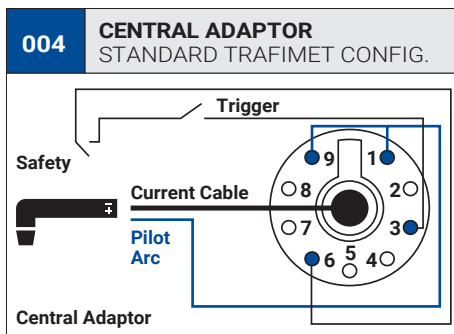
EXPRES CUT S105

CE EN60974-7



CODE	↔		
PAS606M-000-WA3	6 m	19.7'	1/4 GAS
PAS606M-004-WA3	6 m	19.7'	CENTRAL 004
PAS606M-304-WA3	6 m	19.7'	TRAFIMECTOR® 304

TECHNICAL DATA		
NO HF	EXPRES CUT S105	
1 m	0,7 kg	1,54 lb
V PEAK	500	
5 bar	5 bar	
180 l/min	180 l/min	
X 60%	100 A	
X 100%	70 A	
25-30mm	25-30mm	1"-1 3/16



	CODE		Description	Ø		↔		CONTACT		DRAG		GOUGING	REF	
1	CV0009		stand off guide			38,6 mm					•			10
1	CV0011		stand off guide			23 mm		•					1386	10
1	CV0012		stand off guide			30 mm		•					1408	2
1	CV0014		stand off guide			30 mm		•						2
1	CV0021		stand off guide	32,8 mm		40,6 mm		•						1
2	PC0118		long life nozzle			39,5 mm		•						4
2	PC0119		long life nozzle			32 mm					•			2
3	PD0119-10		50 A	1,0 mm	.040"	18,7 mm		•						10
3	PD0119-12		70 A	1,2 mm	.047"	18,7 mm		•						10
3	PD0119-14		100 A	1,4 mm	.055"	18,7 mm		•						10
3	PD0122-12		70 A	1,2 mm	.047"	34,3 mm					•			10
4	PE0112		diffuser			11,5 mm		•			•			2
5	CV0080		tool for wear parts											1
5	PR0117		electrode			23,7 mm		•						10
5	PR0120		electrode			39,5 mm					•			10
6	FH0647		air tube			36 mm		•						10
6	FH0820		long air tube			50 mm					•			10

	CODE		Description	
7	EA0223		O-ring Ø 18x1 mm	10
7	PF0136		S105 torch head	1
8	TP0310		trigger kit	1
9	TP0303		handle kit	1
9	BW0424		spring joint	1

	CODE		Description	
10	PH4003		coaxial cable - 6 m / 19.7' - 1/4 G (no pin)	1
11	BW0147		cable support	10
11	FY0023		plasma central adaptor - 5 pins	1
12	FY0090		TRAFIMECTOR® central adaptor - torch side	1
	EA0254		pin extractor for central adaptor	1
	PT0202		male spring pins kit (5 pcs)	1

STANDARD CONTACT SHORT CONTACT LONG DRAG SHORT DRAG LONG GOUGING

EXPRES CUT S125

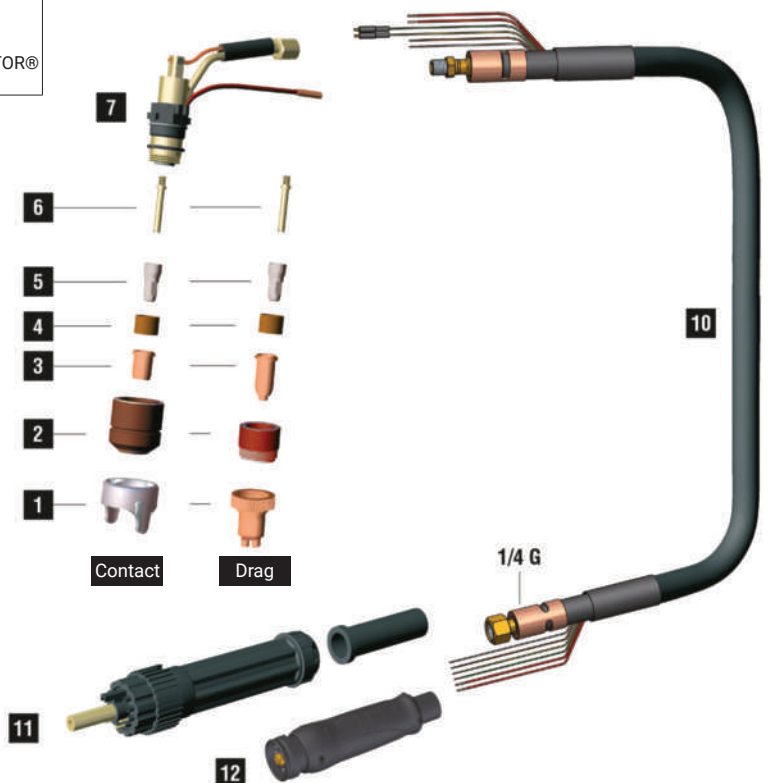
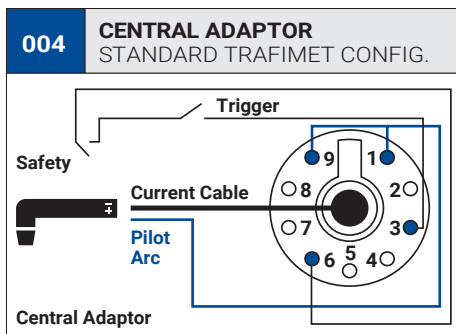

CE EN60974-7



CONTACT Consumables	↔		
PAS706M-000-WA3	6 m	19.7'	1/4 GAS
PAS706M-004-WA3	6 m	19.7'	CENTRAL 004
PAS706M-304-WA3	6 m	19.7'	TRAFIMECTOR® 304

TECHNICAL DATA		
NO HF	EXPRES CUT S125	
1 m	0,7 kg	1,54 lb
V PEAK	500	
5 bar	5 bar	
180 l/min	180 l/min	
X 60%	120 A	
X 100%	90 A	
30-35mm	1"3/16 - 1"3/8	

DRAG Consumables	↔		
PAS706D-000-WA3	6 m	19.7'	1/4 GAS
PAS706D-004-WA3	6 m	19.7'	CENTRAL 004
PAS706D-304-WA3	6 m	19.7'	TRAFIMECTOR® 304



CONSUMABLES FOR CUTTING (CONTACT)

	CODE		Description	Ø		↔		CONTACT		DRAG		GOUGING	REF	
1	CV0229		stand off guide			35,2 mm								2
2	PC0179		long life nozzle			39,5 mm								2
3	PD0179-13		80 A	1,3 mm	.051"	20 mm								10
3	PD0179-14		100 A	1,4 mm	.055"	20 mm								10
3	PD0179-15		120 A	1,5 mm	.059"	20 mm								10
4	PE0179		diffuser			12,6 mm								2
5	PR0179		electrode			24,6 mm								10
6	FH0979		air tube			37 mm								10

CONSUMABLES FOR DRAG

	CODE		Description	Ø		↔		CONTACT		DRAG		GOUGING	REF	
1	CV0279		stand off guide			37,9 mm								2
2	PC0279		long life nozzle			33 mm								2
3	PD0279-13		80 A	1,3 mm	.051"	29 mm								10
3	PD0279-15		120 A	1,5 mm	.059"	29 mm								10
4	PE0179		diffuser			12,6 mm								2
5	PR0279		electrode			33,6 mm								10
6	FH0980		long air tube			46 mm								10

	CODE		Description	
7	EA0223		O-ring Ø 18x1 mm	10
7	PF0138		S125 torch head	1
8	TP0310		trigger kit	1
9	TP0303		handle kit	1
9	BW0424		spring joint	1

	CODE		Description	
10	PH4003		coaxial cable - 6 m / 19.7' - 1/4 G (no pin)	1
11	BW0147		cable support	10
11	FY0023		plasma central adaptor - 5 pins	1
12	FY0090		TRAFIMECTOR® central adaptor - torch side	1
	EA0254		pin extractor for central adaptor	1
	PT0202		male spring pins kit (5 pcs)	1

STANDARD



CONTACT SHORT



CONTACT LONG



DRAG SHORT



DRAG LONG



GOUGING

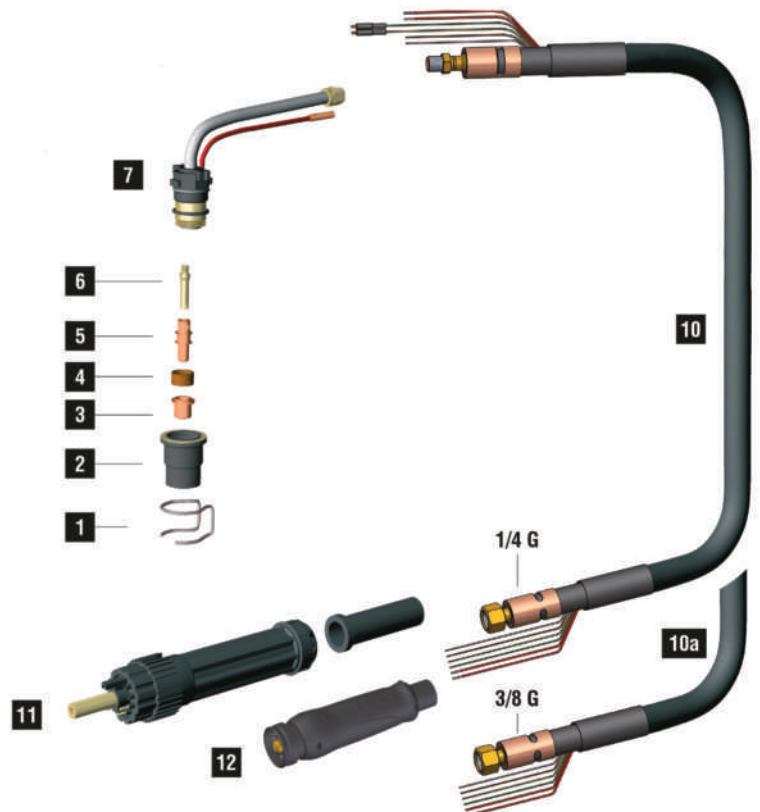
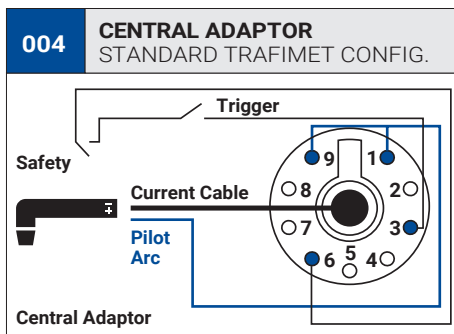

EXPRES CUT A81

CE EN60974-7



CODE	↔		
PAA106M-000-WA3	6 m	19.7'	 1/4 GAS
PAA106M-071-WA3	6 m	19.7'	 3/8 GAS
PAA106M-004-WA3	6 m	19.7'	 CENTRAL 004
PAA106M-304-WA3	6 m	19.7'	 TRAFIMECTOR® 304

TECHNICAL DATA		
HF	EXPRES CUT A81	
1 m	0,6 kg	1,32 lb
V PEAK	500	
	5 bar	
	155 l/min	
X 60%	80 A	
X 100%	60 A	
	20-25mm	25/32" - 1"



	CODE		DESCRIPTION	Ø		↔		CONTACT		DRAG		GOUGING	REF	
1	CV0026		stand off guide			25,5 mm		•						2
1	CV0028		stand off guide			20,5 mm		•						10
1	CV0033		stand off guide			26 mm		•						2
1	CV0051		stand off guide	24,3 mm		31 mm		•						1
1	CV0201		ceramic stand off guide			30 mm			•					1
2	PC0115		nozzle			35,4 mm		•	•					2
3	PD0105-10		50 A	1,0 mm	.040"	13,3 mm		•						10
3	PD0105-12		80 A	1,2 mm	.047"	13,3 mm		•						10
3	PD0106-12		80 A	1,2 mm	.047"	25,8 mm			•					10
4	PE0107		diffuser			8,2 mm		•	•					2
5	PR0109		electrode			27 mm		•						10
5	PR0115		electrode			39,5 mm			•					10
6	FH0560		air tube			28 mm		•						1
6	FH0561		long air tube			40 mm			•					1

	CODE		DESCRIPTION	
7	EA0125		O-ring Ø 15,6 x 1,78 mm	10
7	PF0140		A81 torch head	1
8	TP0310		trigger kit	1
9	TP0303		handle kit	1
9	BW0424		spring joint	1
10	PH4003		coaxial cable - 6 m / 19.7' - 1/4 G (no pin)	1

	CODE		DESCRIPTION	
10a	PH4009		coaxial cable - 6 m / 19.7' - 3/8 G (no pin)	1
11	BW0147		cable support	10
11	FY0023		plasma central adaptor - 5 pins	1
12	FY0090		TRAFIMECTOR® central adaptor - torch side	1
	EA0254		pin extractor for central adaptor	1
	PT0202		male spring pins kit (5 pcs)	1

STANDARD CONTACT SHORT CONTACT LONG DRAG SHORT DRAG LONG GOUGING

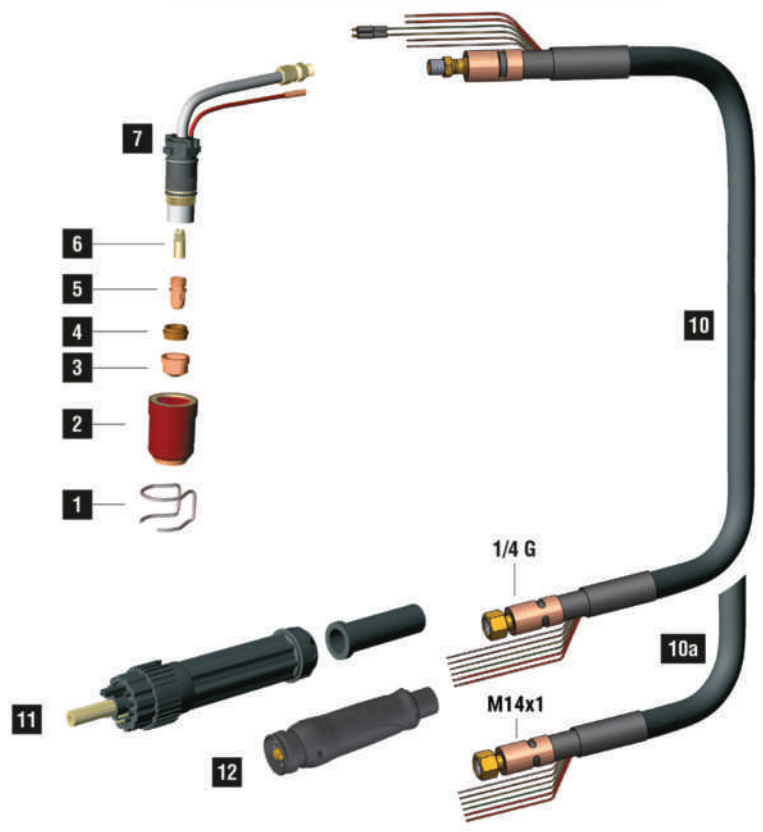
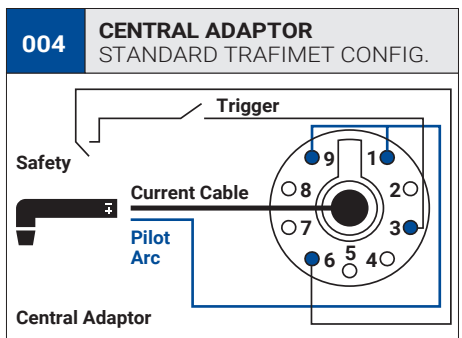
EXPRES CUT A101

CE EN60974-7



CODE	↔		
PAA206M-000-WA3	6 m	19.7'	 1/4 GAS
PAA206M-082-WA3	6 m	19.7'	 M14x1
PAA206M-004-WA3	6 m	19.7'	 CENTRAL 004
PAA206M-304-WA3	6 m	19.7'	 TRAFIMECTOR® 304

TECHNICAL DATA		
HF	EXPRES CUT A101	
1 m	0,8 kg	1,76 lb
V PEAK	500	
	5 bar	
	180 l/min	
X 60%	100 A	
X 100%	75 A	
	25-30mm	1" - 1 3/16"



	CODE		DESCRIPTION	Ø	LENGTH	CONTACT		DRAG		GOUGING	REF	
1	CV0008		stand off guide			32,5 mm					51957	10
1	CV0009		stand off guide			38,6 mm						10
1	CV0011		stand off guide			23 mm					1386	10
1	CV0012		stand off guide			30 mm					1408	2
1	CV0014		stand off guide			30 mm						2
1	CV0021		stand off guide	32,8 mm		40,6 mm						1
1	CV0023		stand off guide			17,6 mm						10
1	CV0039		stand off guide			18,5 mm						2
2	FH0297		insulator for CV0039/ CV0023									10
2	PC0109		nozzle			44,1 mm						2
2	PC0111		long life nozzle			44,1 mm						2
2	PC0113		nozzle			42,3 mm						2
2	PC0130		long life nozzle			42,9 mm						2
3	PD0101-11		60 A	1,1 mm	.043"	13,7 mm						10
3	PD0101-14		100 A	1,4 mm	.055"	13,7 mm						10
3	PD0101-17		130 A	1,7 mm	.066"	13,7 mm						10
3	PD0101-19		140 A	1,9 mm	.075"	13,7 mm						10
3	PD0101-30		gouging tip	3,0 mm	1/8"	13,7 mm						
3	PD0111-12		80 A	1,2 mm	.047"	35,8 mm						10
3	PD0117-14		100 A	1,4 mm	.055"	34,8 mm						10
3	PD0117-17		130 A	1,7 mm	.066"	34,8 mm						10
3	PD0117-19		140 A	1,9 mm	.075"	34,8 mm						10
4	PE0101		diffuser			7,8 mm						2
4	PE0103		diffuser			7,8 mm						2
5	PR0101		electrode			22 mm	7/8"					10
5	PR0116		electrode			43,1 mm						10
6	FH0562		air tube			21 mm						1

	CODE		DESCRIPTION	
7	EA0131		O-ring Ø 19 x 2 mm	10
7	PF0145		A101 torch head	1
8	TP0310		trigger kit	1
9	TP0303		handle kit	1
9	BW0424		spring joint	1
10	PH4008		coaxial cable - 6 m / 19.7' - 1/4 G (no pin)	1

	CODE		DESCRIPTION	
10a	PH4063		coaxial cable - 6 m / 19.7' - M14x1	1
11	BW0147		cable support	10
11	FY0023		plasma central adaptor - 5 pins	1
12	FY0090		TRAFIMECTOR® central adaptor - torch side	1
	EA0254		pin extractor for central adaptor	1
	PT0202		male spring pins kit (5 pcs)	1

STANDARD



CONTACT SHORT



CONTACT LONG



DRAG SHORT



DRAG LONG



GOUGING

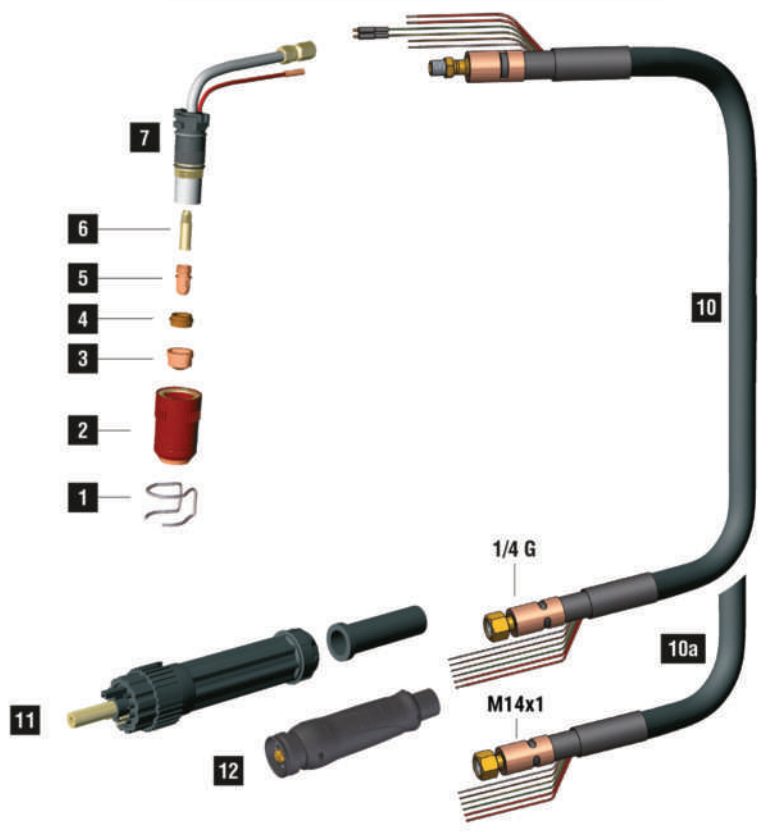
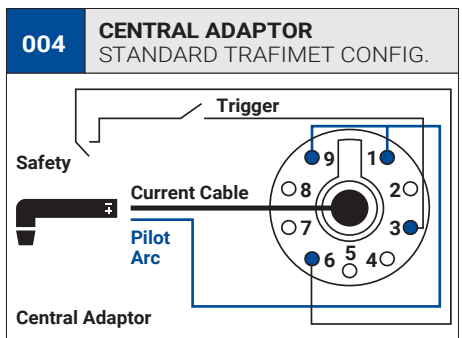
EXPRES CUT A141

CE EN60974-7



CODE	↔		
PAA306M-000-WA3	6 m	19.7'	1/4 GAS
PAA306M-082-WA3	6 m	19.7'	M14x1
PAA306M-004-WA3	6 m	19.7'	CENTRAL 004
PAA306M-304-WA3	6 m	19.7'	TRAFIMECTOR® 304

TECHNICAL DATA		
	EXPRES CUT A141	
	1,1 kg	2,43 lb
	500	
	5 bar	
	210 l/min	
	140 A	
	100 A	
	35-40mm	1"3/8 - 1"9/16



	CODE		Description	Ø	↔	CONTACT		DRAG		GOUGING	REF		
1	CV0008		stand off guide				•				51957	10	
1	CV0009		stand off guide						•			10	
1	CV0011		stand off guide			•					1386	10	
1	CV0012		stand off guide			•					1408	2	
1	CV0014		stand off guide			•						2	
1	CV0017		stand off guide							•	1406	2	
1	CV0021		stand off guide	32,8 mm		•						1	
1	CV0023		stand off guide							•		10	
1	CV0039		stand off guide				•					2	
2	FH0297		insulator for CV0039/ CV0023				•			•		10	
2	PC0101		nozzle			•				•		2	
2	PC0102		long life nozzle			•				•		2	
2	PC0103		nozzle				•		•			2	
2	PC0131		long life nozzle				•	•	•	•		2	
3	PD0101-11		60 A	1,1 mm	.043"	13,7 mm	•	•				10	
3	PD0101-14		100 A	1,4 mm	.055"	13,7 mm	•	•				10	
3	PD0101-17		130 A	1,7 mm	.066"	13,7 mm	•	•				10	
3	PD0101-19		140 A	1,9 mm	.075"	13,7 mm	•	•				10	
3	PD0101-30		gouging tip	3,0 mm	1/8"	13,7 mm				•	•		10
3	PD0111-12		80 A	1,2 mm	.047"	35,8 mm		•				10	
3	PD0117-14		100 A	1,4 mm	.055"	34,8 mm				•		10	
3	PD0117-17		130 A	1,7 mm	.066"	34,8 mm				•		10	
3	PD0117-19		140 A	1,9 mm	.075"	34,8 mm				•		10	
4	PE0101			diffuser			7,8 mm	•	•		•	•	2
4	PE0103		diffuser			7,8 mm		•		•	•	2	
5	PR0101		electrode			22 mm	7/8"	•			•	•	10
5	PR0116		electrode			43,1 mm			•			10	
6	FH0563		air tube			29 mm	•	•	•	•		1	

	CODE		Description	
7	EA0131		O-ring Ø 19 x 2 mm	10
7	PF0155		A141 torch head	1
8	TP0310		trigger kit	1
9	TP0303		handle kit	1
9	BW0424		spring joint	1
10	PH4023		coaxial cable - 6 m / 19.7' - 1/4 G (no pin)	1

	CODE		Description	
10a	PH4020		coaxial cable - 6 m / 19.7' - M14x1	1
11	BW0147		cable support	10
11	FY0023		plasma central adaptor - 5 pins	1
12	FY0090		TRAFIMECTOR® central adaptor - torch side	1
	EA0254		pin extractor for central adaptor	1
	PT0202		male spring pins kit (5 pcs)	1

STANDARD CONTACT SHORT CONTACT LONG DRAG SHORT DRAG LONG GOUGING

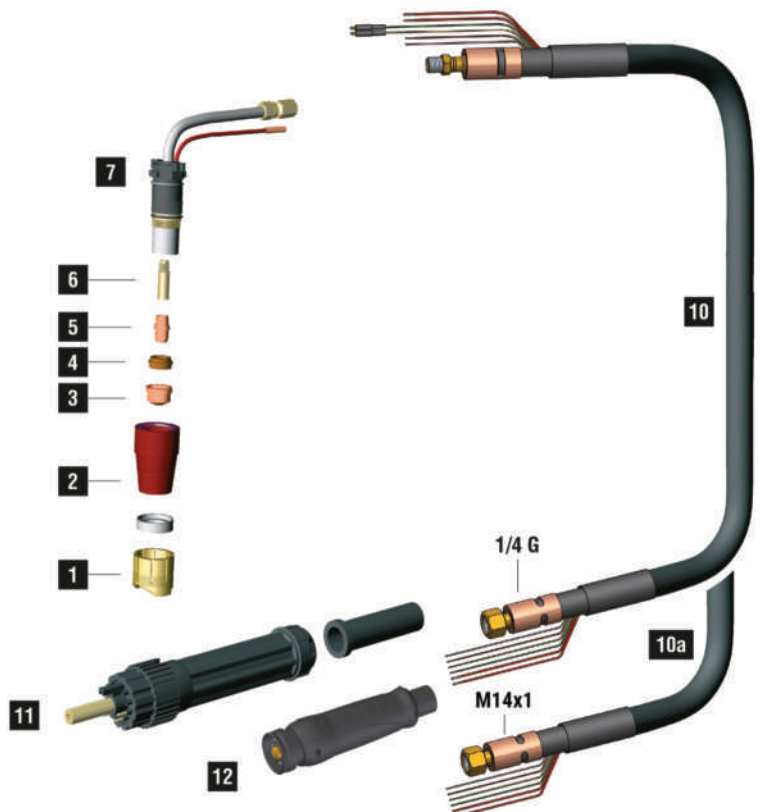
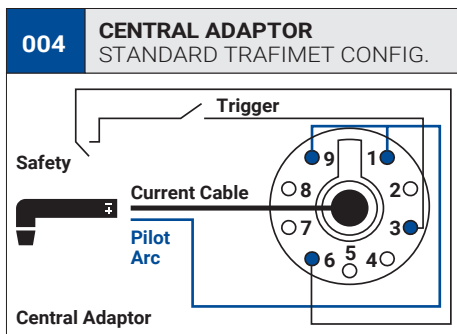
EXPRES CUT A151

CE EN60974-7



CODE	↔		
PAA406M-000-WA3	6 m	19.7'	 1/4 GAS
PAA406M-082-WA3	6 m	19.7'	 M14x1
PAA406M-004-WA3	6 m	19.7'	 CENTRAL 004
PAA406M-304-WA3	6 m	19.7'	 TRAFIMECTOR® 304

TECHNICAL DATA		
HF	EXPRES CUT A151	
	1,1 kg	2,43 lb
V PEAK	500	
	5 bar	
	230 l/min	
X 60%	150 A	
X 100%	120 A	
	35-40mm	1"3/8 - 1"9/16



	CODE		Description	Ø	↔	CONTACT				DRAG		GOUGING	REF			
1	CV0008		stand off guide		32,5 mm								51957	10		
1	CV0009		stand off guide		38,6 mm									10		
1	CV0011		stand off guide		23 mm									1386	10	
1	CV0012		stand off guide		30 mm									1408	2	
1	CV0014		stand off guide		30 mm										2	
1	CV0021		stand off guide	32,8 mm	40,6 mm										1	
1	CV0023		stand off guide		17,6 mm										10	
1	CV0039		stand off guide		18,5 mm										2	
1	CV1105		stand off guide		30 mm										10	
1	CV1106		stand off guide		28 mm										10	
2	BW0139		shield for CV1105		7,5 mm										10	
2	BW0146		shield for CV1106		7,5 mm										10	
2	CV1107		stand off guide		17 mm										10	
2	FH0297		insulator for CV0039/ CV0023												10	
2	PC0120		long life nozzle		50,9 mm										2	
2	PC0131		long life nozzle		50,9 mm										2	
3	PD0109-11		60 A	1,1 mm	.043"	12,7 mm									10	
3	PD0109-14		100 A	1,4 mm	.055"	12,7 mm										10
3	PD0109-16		130 A	1,6 mm	.063"	12,7 mm										10
3	PD0109-18		140 A	1,8 mm	.071"	12,7 mm										10
3	PD0109-30		gouging tip	3,0 mm	1/8"	12,7 mm										10
3	PD0111-12		80 A	1,2 mm	.047"	35,8 mm									10	
3	PD0117-14		100 A	1,4 mm	.055"	34,8 mm									10	
3	PD0117-17		130 A	1,7 mm	.066"	34,8 mm										10
3	PD0117-19		140 A	1,9 mm	.075"	34,8 mm										10
4	PE0103		diffuser		7,8 mm										2	
5	PR0111		electrode		20,5 mm										10	
5	PR0116		electrode		43,1 mm										10	
6	FH0563		air tube		29 mm										1	

	CODE		Description	
7	EA0131		O-ring Ø 19 x 2 mm	10
7	PF0160		A151 torch head	1
8	TP0310		trigger kit	1
9	TP0303		handle kit	1
9	BW0424		spring joint	1
10	PH4023		coaxial cable - 6 m / 19.7' - 1/4 G (no pin)	1

	CODE		Description	
10a	PH4020		coaxial cable - 6 m / 19.7' - M14x1	1
11	BW0147		cable support	10
11	FY0023		plasma central adaptor - 5 pins	1
12	FY0090		TRAFIMECTOR® central adaptor - torch side	1
	EA0254		pin extractor for central adaptor	1
	PT0202		male spring pins kit (5 pcs)	1

STANDARD CONTACT SHORT CONTACT LONG DRAG SHORT DRAG LONG GOUGING

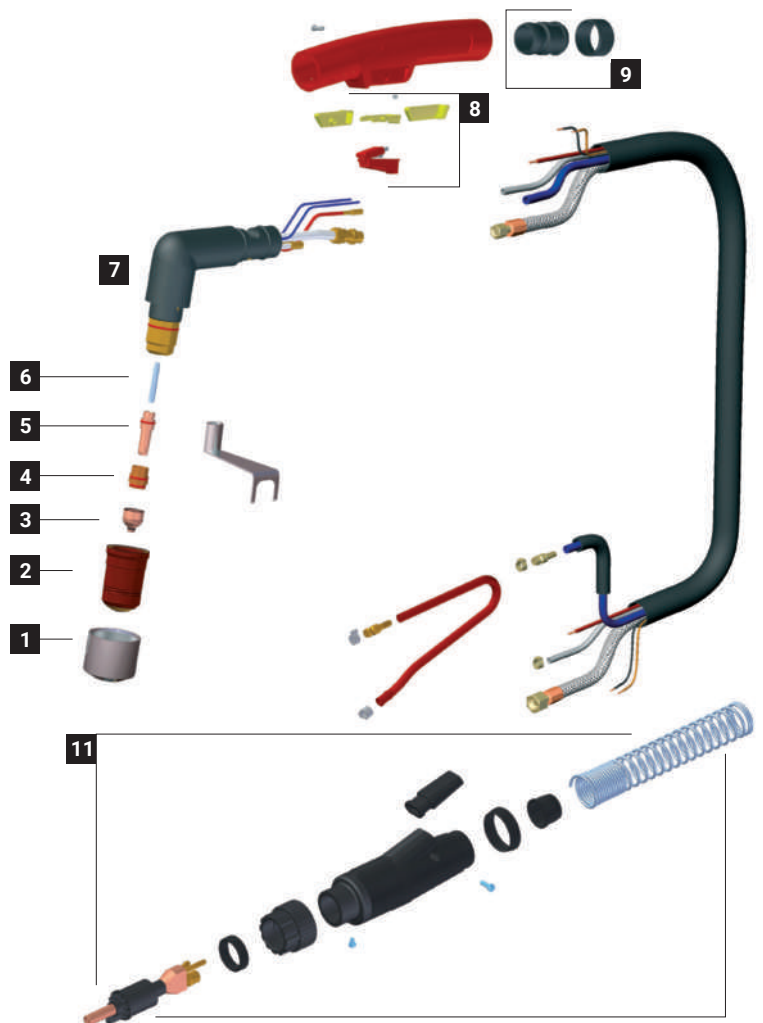
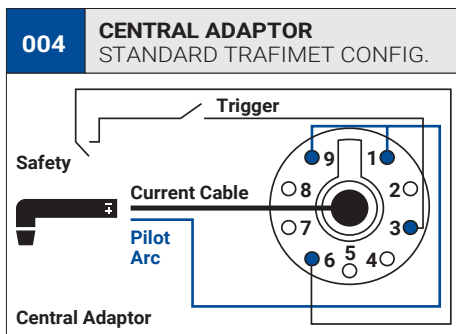
PLASMA AW201

CE EN60974-7



CODE	↔		
PB0003	6 m	19.7'	CENTRAL 004

TECHNICAL DATA		
HF	ERGOCUT AW 201	
1 m	1,2 kg	2,65 lb
V PEAK	500	
	4 bar	
	50 l/min	
	2-4 bar	
	1.45 l/min	
X 100%	200 A	
	40-50mm	1"9/16-2"



	CODE		Description	Ø	↔	CONTACT		DRAG		GOUGING		REF	
1	CV0011		stand off guide			23 mm						1386	10
1	CV0012		stand off guide			30 mm						1408	2
1	CV0013		stand off guide			33 mm				•		1406	2
1	CV0014		stand off guide			30 mm							2
1	CV0021		stand off guide	32,8 mm		40,6 mm							1
1	CV0083		gouging shield			21,8 mm				•			10
2	CV0078		insulator for PC0125			12,5 mm	•			•			10
2	PC0125		long life nozzle (CV0078 included)			53 mm	•			•			2
3	PD0115-12		70 A	1,2 mm	.047"	18,5 mm	•						10
3	PD0115-14		100 A	1,4 mm	.055"	18,5 mm	•						10
3	PD0115-16		130 A	1,6 mm	.063"	18,5 mm	•						10
3	PD0115-18		150 A	1,8 mm	.071"	18,5 mm	•						10
3	PD0115-20		200 A	2,0 mm	5/64"	18,5 mm	•						10
3	PD0115-30		gouging tip	3,0 mm	1/8"	18,5 mm	•			•			10
4	PE0114		diffuser			17,9 mm	•			•	•		2
5	CV0080		tool for wear parts										1
5	PR0118		electrode			31,2 mm	•			•	•		10
6	FH0866		air tube			34,5	•			•	•		1

	CODE		Description	
7	EA0203		O-ring Ø 22x2 mm	10
7	PG1005		plasma torch head	1
8	BW0340		safety trigger	1
8	BX0020		trigger	10
9	BW0311		cable joint	1
11	PT0024		Plasma central adaptor, torch side -Water	1

CODE	REPAIR KIT INCLUDED IN THE BOX		
PT0008		consumables kit	1
PT0009		stand off kit	1
PT0013		grease for plasma consumables	1


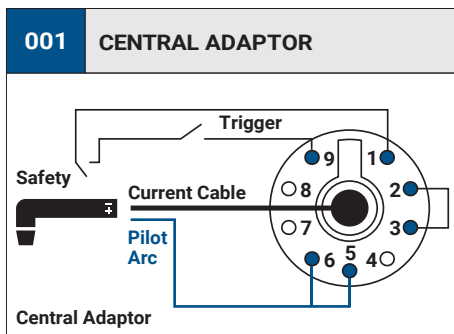
EXPRES CUT CB50

CE EN60974-7



CODE	↔		
PAE006M-060-WA3	6 m	19.7'	1/8 GAS
PAE006M-001-WA3	6 m	19.7'	CENTRAL 001

TECHNICAL DATA		
HF	EXPRES CUT CB50	
1 m	0,6 kg	1,32 lb
PEAK	500	
	5 bar	
	165 l/min	
X 60%	50 A	
X 100%	40 A	
	10-15mm	13/32" - 19/32"



	CODE		Description	Ø		↔		CONTACT		DRAG		GOUGING	REF		
1	CV0037		stand off guide	24,3 mm		31 mm									1
2	PC0003		nozzle			35,6 mm								5710121	4
3	PD0014-10		50 A	1,0 mm	.040"	26,1 mm								1306	10
3	PD0015-10		50 A	1,0 mm	.040"	11,2 mm								1304	10
3	PD0015-12		60 A	1,2 mm	.047"	11,2 mm									10
3	PD0019-08		40 A	0,8 mm	.030"	11,6 mm									10
3	PD0019-10		50 A	1,0 mm	.040"	11,6 mm							20131		10
3	PD0019-12		60 A	1,2 mm	.047"	11,6 mm									10
3	PD0063-10		50 A	1,0 mm	.040"	26,8 mm									10
3	PD0063-11		60 A	1,1 mm	.043"	26,8 mm									10
3	PD0063-12		70 A	1,2 mm	.047"	26,8 mm									10
3	PD0085-98		50 A	0,98 mm	.038"	26,2 mm								1366	10
3	PD0088-08		40 A	0,8 mm	.030"	12,3 mm									10
3	PD0088-10		50 A	1,0 mm	.040"	12,3 mm								1396	10
3	PD0088-11		60 A	1,1 mm	.043"	12,3 mm									10
3	PD0088-12		70 A	1,2 mm	.047"	12,3 mm								1308	10
4	PE0007		diffuser			15,6 mm								20101	2
5	PR0017		electrode			17,3 mm								20103	10
5	PR0065		electrode			32,5 mm								1518-HF	10

	CODE		Description	
7	EA0202		O-ring	10
7	PF0050		CB50 torch head	1
8	TP0310		trigger kit	1
9	TP0302		handle kit	1
9	BW0424		spring joint	1

	CODE		Description	
10	PH4007		coaxial cable - 6 m / 19.7' 1/8 G	1
10a	PH4001		coaxial cable - 6 m / 19.7' 1/4 G	1
11	BW0147		cable support	10
11	FY0014		plasma central adaptor - 5 pins	1
	EA0254		pin extractor for central adaptor	1
	PT0202		male spring pins kit (5 pcs)	1

STANDARD CONTACT SHORT CONTACT LONG DRAG SHORT DRAG LONG GOUGING

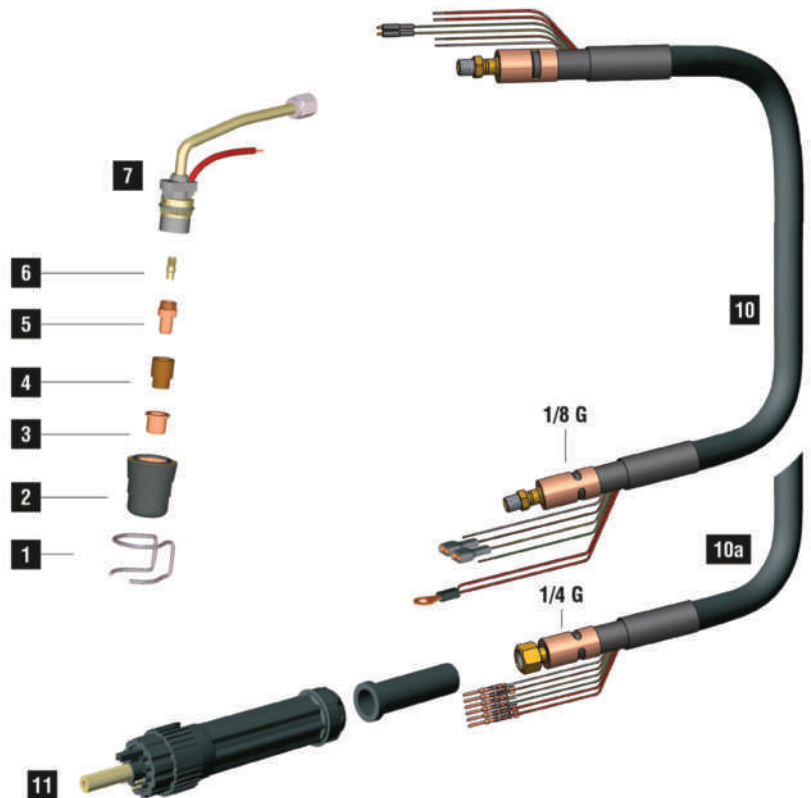
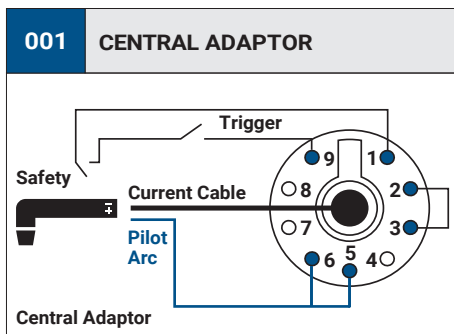
EXPRES CUT CB70

CE EN60974-7



CODE	↔		
PAE106M-060-WA3	6 m	19.7'	 1/8 GAS
PAE106M-001-WA3	6 m	19.7'	 CENTRAL 001

TECHNICAL DATA		
HF	EXPRES CUT CB70	
1 m	0,6 kg	1,32 lb
V PEAK	500	
	5 bar	
	170 l/min	
X 60%	70 A	
X 100%	50 A	
	18-24mm	23/32" - 15/16"



	CODE		Ø		CONTACT		DRAG		GOUGING	REF	
1	CV0010				18,5 mm					743.0149 0618, 0408-2053	10
1	CV0073		24,2 mm		31 mm						1
1	CV1117				26 mm					1405	2
2	PC0032				31,5 mm					5710171	2
3	PD0063-10		50 A	1,0 mm .040"	26,8 mm						10
3	PD0063-11		60 A	1,1 mm .043"	26,8 mm						10
3	PD0063-12		70 A	1,2 mm .047"	26,8 mm						10
3	PD0085-98		50 A	0,98 mm .038"	26,2 mm					1366	10
3	PD0088-08		40 A	0,8 mm .030"	12,3 mm						10
3	PD0088-10		50 A	1,0 mm .040"	12,3 mm					1396	10
3	PD0088-11		60 A	1,1 mm .043"	12,3 mm						10
3	PD0088-12		70 A	1,2 mm .047"	12,3 mm						1308
4	PE0007				15,6 mm					20101	2
5	CV0081										1
5	PR0063				17,8 mm					1402	10
5	PR0064				34,8 mm					1403	10
6	FH0211				12 mm						1
6	FH0215				20,5 mm						1

	CODE		
7	EA0201		O-ring 10
7	PF0065		CB70 torch head 1
8	TP0310		trigger kit 1
9	TP0302		handle kit 1
9	BW0424		spring joint 1

	CODE		
10	PH4007		coaxial cable - 6 m / 19.7' 1/8 G 1
10a	PH4001		coaxial cable - 6 m / 19.7' 1/4 G 1
11	BW0147		cable support 10
11	FY0014		plasma central adaptor - 5 pins 1
	EA0254		pin extractor for central adaptor 1
	PT0202		male spring pins kit (5 pcs) 1

STANDARD



CONTACT SHORT



CONTACT LONG



DRAG SHORT



DRAG LONG



GOUGING


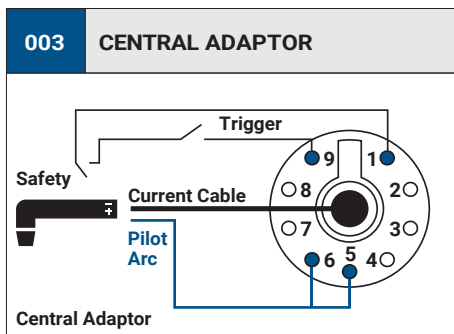

EXPRES CUT CB150

CE EN60974-7



CODE	↔		
PAE306M-060-WA3	6 m	19.7'	1/8 GAS
PAE306M-003-WA3	6 m	19.7'	CENTRAL 001

TECHNICAL DATA		
HF	EXPRES CUT CB150	
1 m	0,8 kg	1,76 lb
V PEAK	500	
	5 bar	
	200 l/min	
X 60%	150 A	
X 100%	110 A	
	35-40mm	1"3/8 - 1"9/16



	CODE		DESCRIPTION	Ø	LENGTH	CONTACT		DRAG		GOUGING	REF		
1	CV0008		stand off guide		32,5 mm		•				51957	10	
1	CV0009		stand off guide		38,6 mm				•			10	
1	CV0011		stand off guide		23 mm	•					1386	10	
1	CV0012		stand off guide		30 mm	•					1408	2	
1	CV0013		stand off guide		33 mm					•	1406	2	
1	CV0021		stand off guide	32,8 mm	40,6 mm	•						1	
1	CV0038		stand off guide		17 mm			•			51930	10	
2	PC0002		long life nozzle		52,1 mm	•				•	1389	2	
2	PC0034		long life nozzle		51,3 mm		•	•	•		60350	2	
3	PD0025-14		100 A	1,4 mm	.055"				•			10	
3	PD0025-16		130 A	1,6 mm	.063"				•			10	
3	PD0025-18		150 A	1,8 mm	.071"				•			10	
3	PD0026-11		60 A	1,1 mm	.043"		•					1371	10
3	PD0026-13		100 A	1,3 mm	.051"		•					1372	10
3	PD0026-16		130 A	1,6 mm	.063"		•					1373	10
3	PD0026-18		150 A	1,8 mm	.071"							1374	10
3	PD0026-30		gouging tip	3,0 mm	1/8"					•		1375	10
3	PD0028-13		100 A	1,3 mm	.051"			•				10	
3	PD0028-16		130 A	1,6 mm	.063"			•				10	
3	PD0028-18		150 A	1,8 mm	.071"			•				10	
3	PD0030-11		60 A	1,1 mm	.043"		•					1369	10
4	PE0009		diffuser		7,9 mm	•	•	•	•	•	1377	2	
5	PR0034		electrode		22 mm	7/8"	•		•	•	1376	10	
5	PR0045		electrode		43 mm		•				1517	10	
5	PR0245		electrode		43 mm				•		1517	10	
6	FH0213		air tube		29,5 mm	•	•	•	•	•		1	

	CODE		DESCRIPTION	
7	EA0131		O-ring Ø 19x2 mm	10
7	PF0080		CB150 torch head	1
8	TP0310		trigger kit	1
9	TP0303		handle kit	1
9	BW0424		spring joint	1

	CODE		DESCRIPTION	
10	PH4017		coaxial cable - 6 m / 19.7' 1/8 G	1
10a	PH4014		coaxial cable - 6 m / 19.7' 1/4 G	1
11	BW0147		cable support	10
11	FY0023		plasma central adaptor - 5 pins	1
	EA0254		pin extractor for central adaptor	1
	PT0202		male spring pins kit (5 pcs)	1

STANDARD



CONTACT SHORT



CONTACT LONG



DRAG SHORT



DRAG LONG



GOUGING

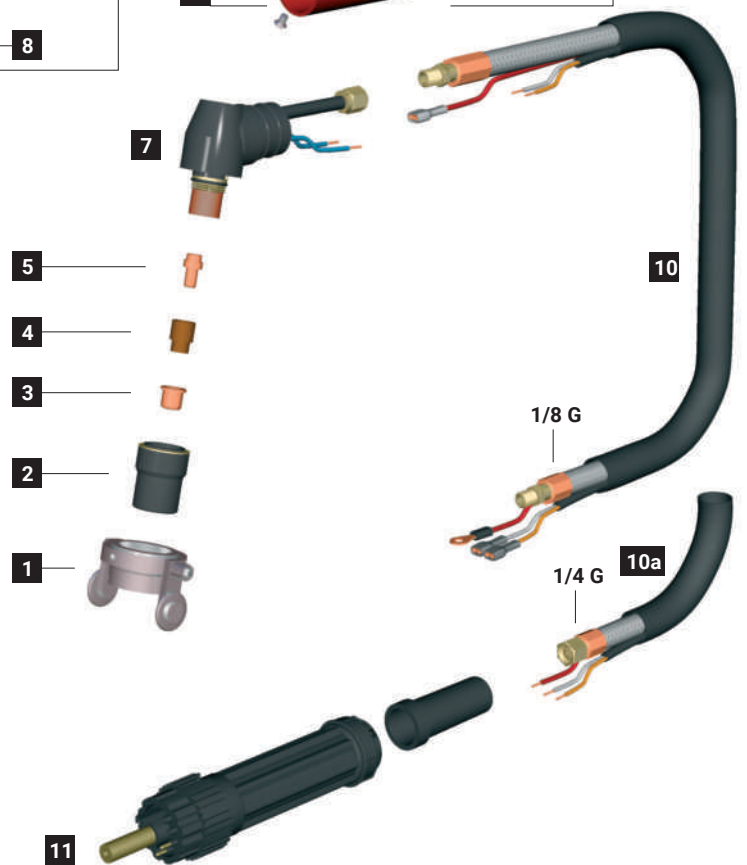
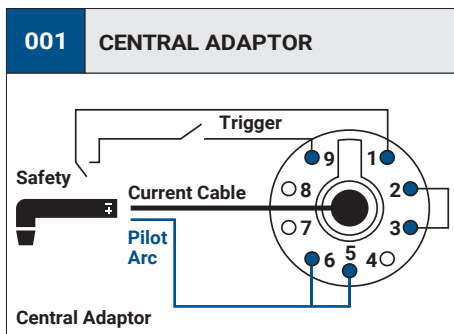
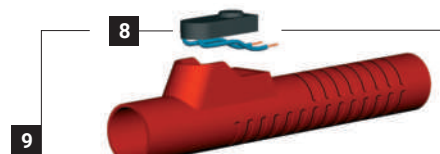

PLASMA CB50

CE EN60974-7



CODE	↔		
PA1240	6 m	19.7'	 1/8 GAS
PA1242	6 m	19.7'	 CENTRAL 001

TECHNICAL DATA		
HF	PLASMA CB 50	
1 m	0,6 kg	1.32 lb
V PEAK	500	
	5 bar	
	165 l/min	
X 60%	50A	
X 100%	40A	
	10-15 mm	13/32"-19/32"



	CODE		Description	Ø		↔		CONTACT		DRAG		GOUGING	REF	
1	CV0037		stand off guide	24,3 mm		31 mm								1
2	PC0003		nozzle			35,6 mm							5710121	4
3	PD0014-10		50 A	1,0 mm	.040"	26,1 mm							1306	10
3	PD0015-10		50 A	1,0 mm	.040"	11,2 mm							1304	10
3	PD0015-12		60 A	1,2 mm	.047"	11,2 mm								10
3	PD0019-08		40 A	0,8 mm	.030"	11,6 mm								10
3	PD0019-10		50 A	1,0 mm	.040"	11,6 mm							20131	10
3	PD0019-12		60 A	1,2 mm	.047"	11,6 mm								10
3	PD0063-10		50 A	1,0 mm	.040"	26,8 mm								10
3	PD0063-11		60 A	1,1 mm	.043"	26,8 mm								10
3	PD0063-12		70 A	1,2 mm	.047"	26,8 mm								10
3	PD0085-98		50 A	0,98 mm	.038"	26,2 mm							1366	10
3	PD0088-08		40 A	0,8 mm	.030"	12,3 mm								10
3	PD0088-10		50 A	1,0 mm	.040"	12,3 mm							1396	10
3	PD0088-11		60 A	1,1 mm	.043"	12,3 mm								10
3	PD0088-12		70 A	1,2 mm	.047"	12,3 mm							1308	10
4	PE0007		diffuser			15,6 mm							20101	2
5	PR0017		electrode			17,3 mm							20103	10
5	PR0065		electrode			32,5 mm							1518-HF	10

	CODE		Description	
7	EA0202		O-ring	10
7	PF0033		Plasma CB 50 torch head	1
8	BX0020		trigger	10
8	BX0070		trigger for TP0088	10
9	TP0076		handle kit	1
9	TP0088		handle kit	1

	CODE		Description	
10	PH0160		power cable - 6 m / 19.7' - 1/8 G	1
10	PH0172		cable assembly - 6 m / 19.7' - 1/8 G	1
10a	PH0207		power cable - 6 m / 19.7' - 1/4 G	1
10a	PH0170		cable assembly - 6 m / 19.7' - 1/4 G	1
11	CY0002		cable support	1
11	FY0014		plasma central adaptor - 7 pins (CB)	1

STANDARD



CONTACT SHORT



CONTACT LONG



DRAG SHORT



DRAG LONG



GOUGING

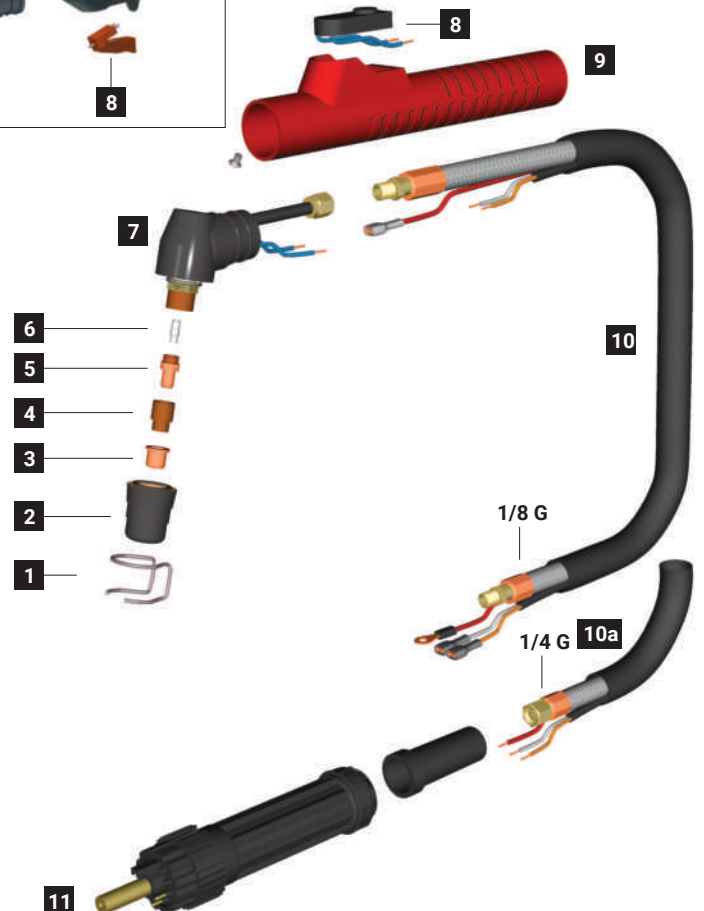
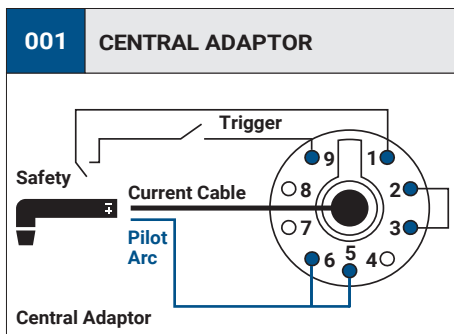

PLASMA CB70

CE EN60974-7



CODE	↔		
PA1270	6 m	19.7'	1/8 GAS
PA1272	6 m	19.7'	CENTRAL 001

TECHNICAL DATA		
HF	PLASMA CB 70	
1 m	0,6 kg	1.32 lb
PEAK	500	
	5 bar	
	170 l/min	
X 60%	70A	
X 100%	50A	
	18-24 mm	23/32"-15/16"



	CODE		Ø		CONTACT		DRAG		GOUGING	REF	
1	CV0010				18,5 mm					743.0149 0618, 0408-2053	10
1	CV0073		24,2 mm		31 mm						1
1	CV1117				26 mm					1405	2
2	PC0032				31,5 mm					5710171	2
3	PD0063-10		50 A	1,0 mm .040"	26,8 mm						10
3	PD0063-11		60 A	1,1 mm .043"	26,8 mm						10
3	PD0063-12		70 A	1,2 mm .047"	26,8 mm						10
3	PD0085-98		50 A	0,98 mm .038"	26,2 mm					1366	10
3	PD0088-08		40 A	0,8 mm .030"	12,3 mm						10
3	PD0088-10		50 A	1,0 mm .040"	12,3 mm					1396	10
3	PD0088-11		60 A	1,1 mm .043"	12,3 mm						10
3	PD0088-12		70 A	1,2 mm .047"	12,3 mm					1308	10
4	PE0007				15,6 mm					20101	2
5	CV0081										1
5	PR0063				17,8 mm					1402	10
5	PR0064				34,8 mm					1403	10
6	FH0211				12 mm						1
6	FH0215				20,5 mm						1

	CODE		
7	EA0221		O-ring Ø 14x1,78 mm 10
7	PF0030		Plasma CB 70 torch head (for TP0088) 1
7	PF1020		Plasma CB 70 torch head (for TP0076) 1
8	BX0020		trigger 10
8	BX0070		trigger for TP0088 10
9	BW0342		Ø 24 - Ø 28 1
9	TP0076		handle kit 1

	CODE		
9	TP0088		handle kit 1
10	PH0160		power cable - 6 m / 19.7' - 1/8 G 1
10	PH0172		cable assembly - 6 m / 19.7' - 1/8 G 1
10a	PH0207		power cable - 6 m / 19.7' - 1/4 G 1
10a	PH0170		cable assembly - 6 m / 19.7' - 1/4 G 1
11	CY0002		cable support 1
11	FY0014		plasma central adaptor - 7 pins (CB) 1

STANDARD



CONTACT SHORT



CONTACT LONG



DRAG SHORT



DRAG LONG



GOUGING

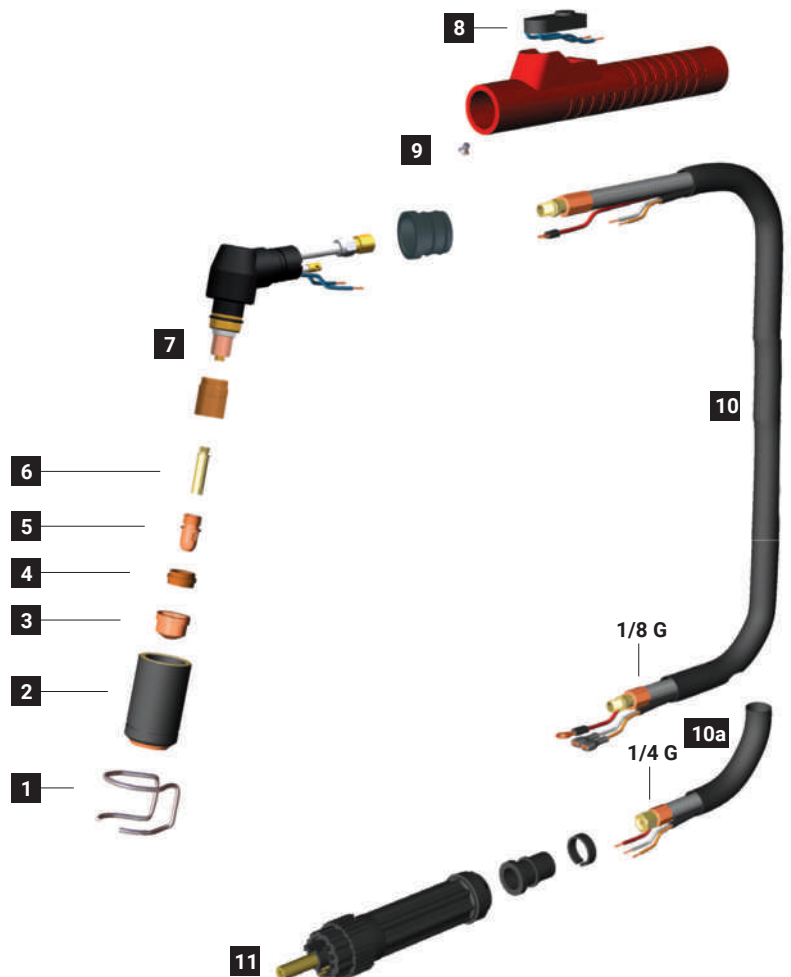
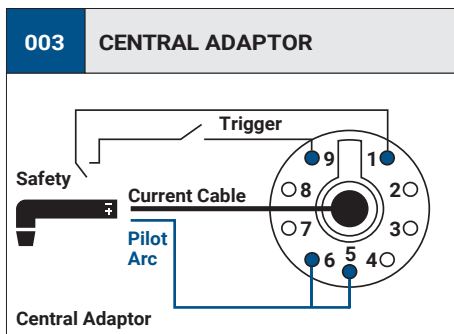
PLASMA CB150 REMOVABLE INSULATOR

CE EN60974-7



CODE	↔		
PA1392	6 m	19.7'	1/8 GAS
PA1393	6 m	19.7'	CENTRAL 003

TECHNICAL DATA		
HF	PLASMA CB 150	
1 m	0,8 kg	1.76 lb
V PEAK	500	
	5 bar	
	200 l/min	
X 60%	150A	
X 100%	110A	
	35-40 mm	1"3/8-1"9/16



	CODE		DESCRIPTION	Ø	LENGTH	CONTACT		DRAG		GOUGING	REF	
1	CV0008		stand off guide		32,5 mm		•				51957	10
1	CV0009		stand off guide		38,6 mm				•			10
1	CV0011		stand off guide		23 mm	•					1386	10
1	CV0012		stand off guide		30 mm	•					1408	2
1	CV0013		stand off guide		33 mm					•	1406	2
1	CV0021		stand off guide	32,8 mm	40,6 mm	•						1
1	CV0038		stand off guide		17 mm			•			51930	10
2	PC0002		long life nozzle		52,1 mm	•				•	1389	2
2	PC0034		long life nozzle		51,3 mm		•	•	•		60350	2
3	PD0025-14		100 A	1,4 mm	.055"				•			10
3	PD0025-16		130 A	1,6 mm	.063"				•			10
3	PD0025-18		150 A	1,8 mm	.071"				•			10
3	PD0026-11		60 A	1,1 mm	.043"		•				1371	10
3	PD0026-13		100 A	1,3 mm	.051"		•				1372	10
3	PD0026-16		130 A	1,6 mm	.063"		•				1373	10
3	PD0026-18		150 A	1,8 mm	.071"		•				1374	10
3	PD0026-30		gouging tip	3,0 mm	1/8"					•		1375
3	PD0028-13		100 A	1,3 mm	.051"			•				10
3	PD0028-16		130 A	1,6 mm	.063"			•				10
3	PD0028-18		150 A	1,8 mm	.071"			•				10
3	PD0030-11		60 A	1,1 mm	.043"		•				1369	10
4	PE0009		diffuser		7,9 mm	•	•	•	•	•	1377	2
5	PR0034		electrode		22 mm	7/8"	•		•	•	1376	10
5	PR0045		electrode		43 mm		•				1517	10
5	PR0245		electrode		43 mm				•		1517	10
6	FH0213		air tube		29,5 mm	•	•	•	•	•		1

	CODE		DESCRIPTION	
7	EA0131		O-ring Ø 19x2 mm	10
7	FH0847		Insulator L=26,5mm	2
7	PF0090		Plasma CB 150 RI torch head	1
8	BX0070		trigger for TP0088	10
9	BW0342		Ø 24 - Ø 28	1
9	TP0088		handle kit	1
10	PH0162		power cable - 6 m / 19.7' - 1/8 G	1

	CODE		DESCRIPTION	
10	PH0264		cable assembly - 6 m / 19.7' - 1/8 G	1
10a	PH0107		power cable - 6 m / 19.7' - 1/4 G	1
10a	PH0171		cable assembly - 6 m / 19.7' - 1/4 G	1
11	CY0035		cable support	10
11	CY0036		ring	10
11	FY0023		plasma central adaptor - 5 pins	1

STANDARD



CONTACT SHORT



CONTACT LONG



DRAG SHORT



DRAG LONG



GOUGING


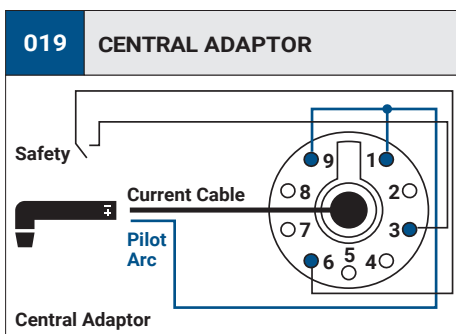
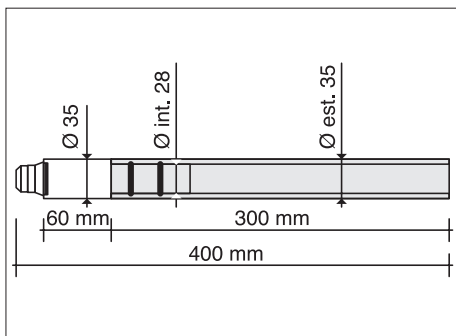
AUTOCUT S65P

CE EN60974-7



CODE	↔		
PA2211	6 m	19.7'	1/4 GAS
PA2210	6 m	19.7'	CENTRAL 019

TECHNICAL DATA		
	AUTOCUT S 65P	
	0,4 kg	0,88 lb
	500	
	4 bar	
	100 l/min	
	60A	
	16-20 mm	5/8" - 25/32"



	CODE		Description	Ø		↔		CONTACT		REF	
2	PC0098		nozzle			29 mm					2
3	PD0098-08		40 A	0,8 mm	.030"	17,7 mm					10
3	PD0098-10		60 A	1,0 mm	.040"	17,7 mm					10
4	PE0106		Swirl ring			4,6 mm				60028	2
5	PR0098		electrode			24,8 mm					10

	CODE		Description	
7	EA0330		o-ring	10
7	PF0131		Autocut S 65P torch head	1
7	PT0030		repair kit	1
9	TP0061		black metal handle	1

	CODE		Description	
10	PH0318		cable assembly - 6 m / 19.7' - 1/4 G	1
10	PH1292		power cable - 6 m / 19.7' - 1/4 G	1
11	BW0073		cable support	10
11	FY0023		plasma central adaptor - 5 pins	1

STANDARD CONTACT SHORT CONTACT LONG

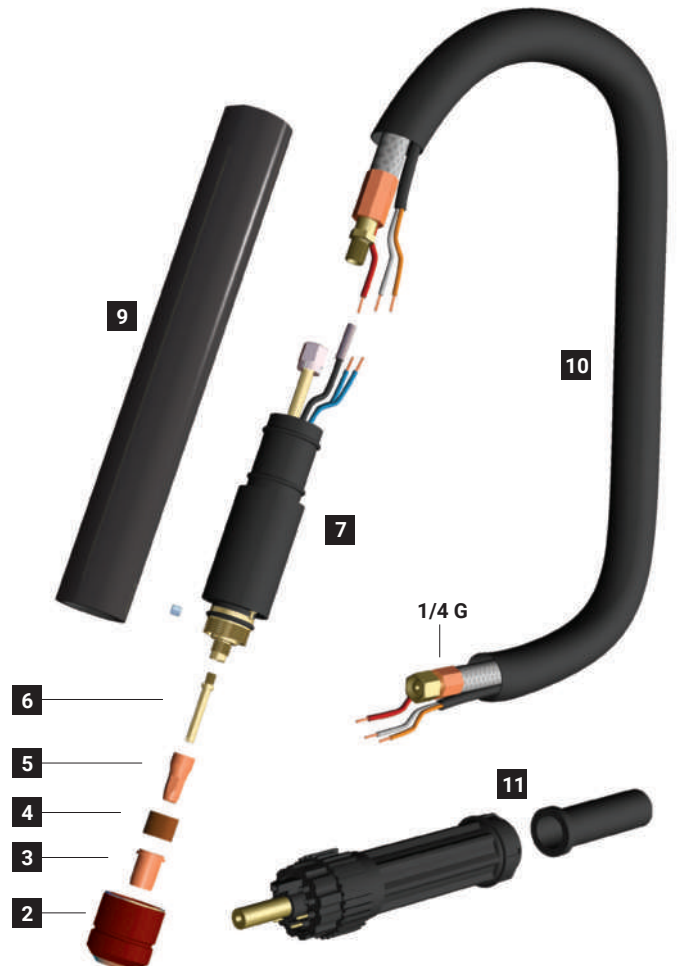
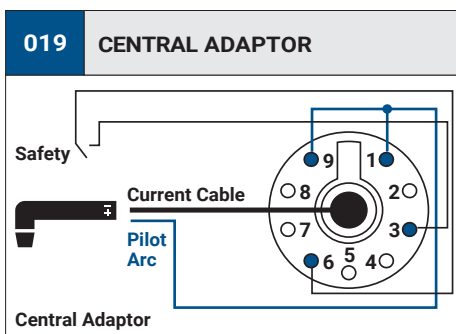
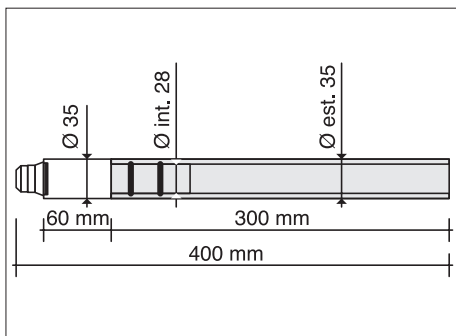
AUTOCUT S105P

CE EN60974-7



CODE	↔		
PA1684	6 m	19.7'	 1/4 GAS
PA1682	6 m	19.7'	 CENTRAL 019

TECHNICAL DATA		
NO HF	AUTOCUT S 105P	
1 m	0,9 kg	1.98 lb
V PEAK	500	
	4 bar	
	180 l/min	
X 60%	100A	
X 100%	70A	
	25-30 mm	1"-1"3/16



	CODE		description	Ø		↔		CONTACT		REF	
2	PC0118		long life nozzle			39,5 mm					4
3	PD0119-10		50 A	1,0 mm	.040"	18,7 mm				-	10
3	PD0119-12		70 A	1,2 mm	.047"	18,7 mm				-	10
3	PD0119-14		100 A	1,4 mm	.055"	18,7 mm				-	10
4	PE0112		diffuser			11,5 mm				-	2
5	CV0080		tool for wear parts								1
5	PR0117		electrode			23,7 mm					10
6	FH0647		air tube			36 mm					10

	CODE		description	
7	EA0223		O-ring Ø 18x1 mm	10
7	PF0137		Autocut S 105P torch head	1
7	PT0030		repair kit	1
9	TP0061		black metal handle	1

	CODE		description	
10	PH0132		cable assembly - 6 m / 19.7' - 1/4 G	1
10	PH0207		power cable - 6 m / 19.7' - 1/4 G	1
11	CY0002		cable support	1
11	FY0023		plasma central adaptor - 5 pins	1

STANDARD CONTACT SHORT CONTACT LONG

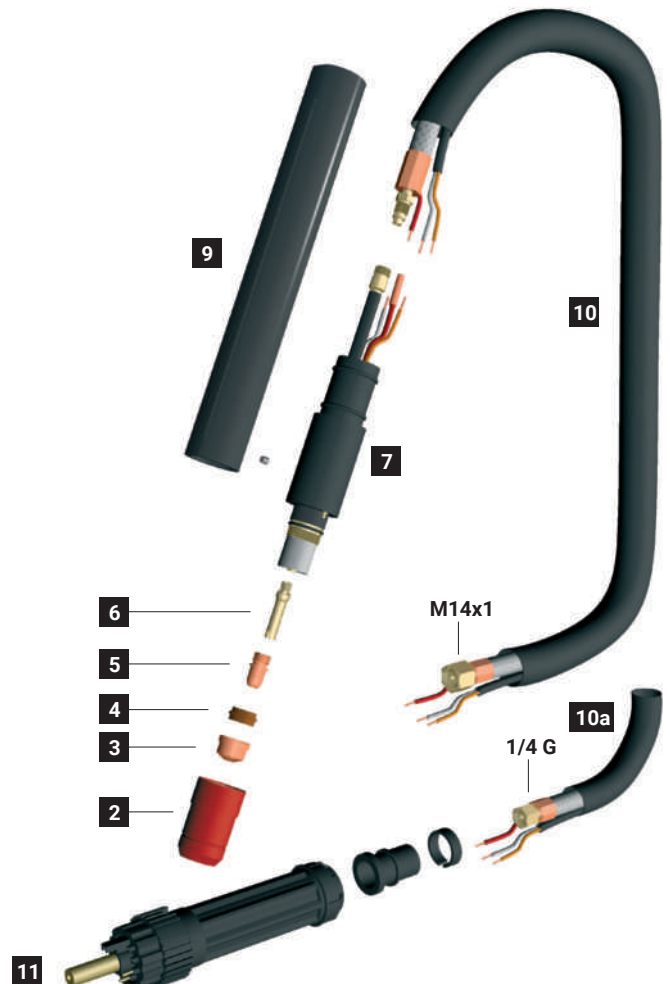
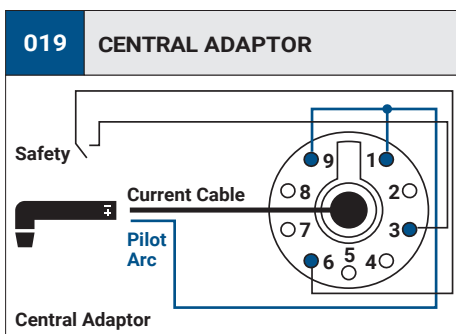
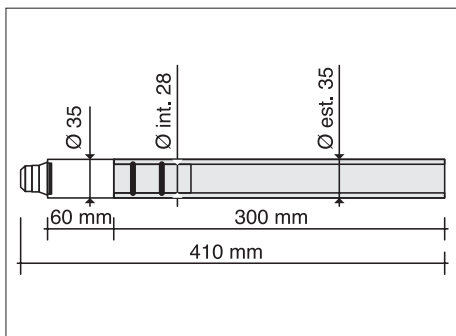
AUTOCUT A141P

CE EN60974-7



CODE	↔		
PA0103	6 m	19.7'	 M14x1
PA0145	6 m	19.7'	 CENTRAL 019

TECHNICAL DATA		
HF	AUTOCUT A 141P	
1 m	0,8 kg	1.76 lb
PEAK	500	
5 bar	5 bar	
180 l/min	180 l/min	
X 60%	140A	
X 100%	100A	
35-40 mm	35-40 mm	1"3/8-1"9/16



	CODE		Description	Ø		↔		CONTACT		REF	
2	PC0102		long life nozzle			52,1 mm					2
3	PD0101-11		60 A	1,1 mm	.043"	13,7 mm				-	10
3	PD0101-14		100 A	1,4 mm	.055"	13,7 mm				-	10
3	PD0101-17		130 A	1,7 mm	.066"	13,7 mm				-	10
3	PD0101-19		140 A	1,9 mm	.075"	13,7 mm				-	10
3	PD0101-30		gouging tip	3,0 mm	1/8"	13,7 mm				-	10
4	PE0101		diffuser			7,8 mm				-	2
5	PR0101		electrode			22 mm	7/8"				10
6	FH0563		air tube			29 mm					1

	CODE		Description	
7	EA0131		O-ring Ø 19x2 mm	10
7	PF0102		Autocut A 141P torch head	1
7	PT0030		repair kit	1
9	TP0061		black metal handle	1
10	PH0148		cable assembly - 6 m / 19.7' - M14X1	1

	CODE		Description	
10a	PH0149		cable assembly - 6 m / 19.7' - 1/4 G	1
11	CY0035		cable support	10
11	CY0036		ring	10
11	FY0023		plasma central adaptor - 5 pins	1

STANDARD

CONTACT SHORT

CONTACT LONG

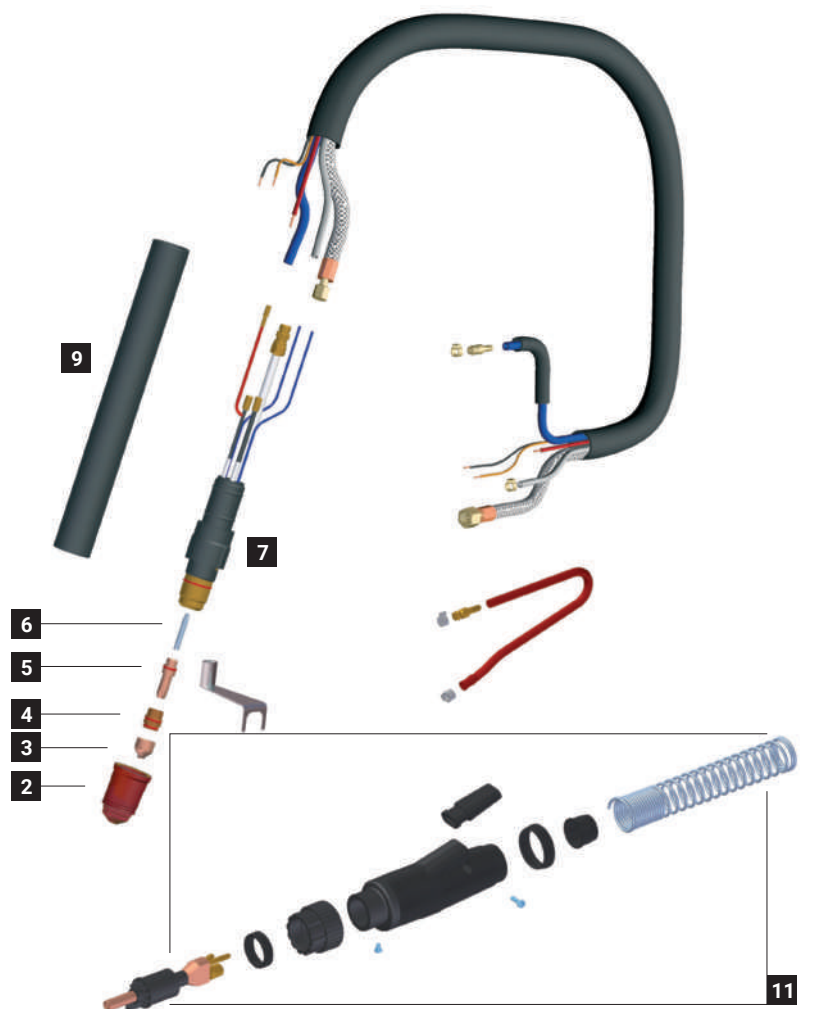
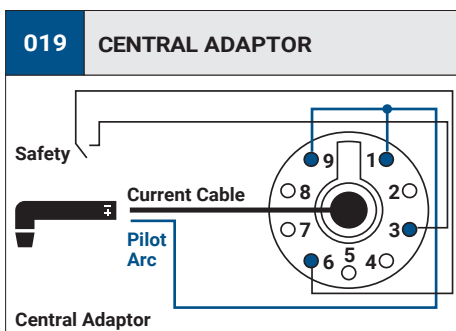
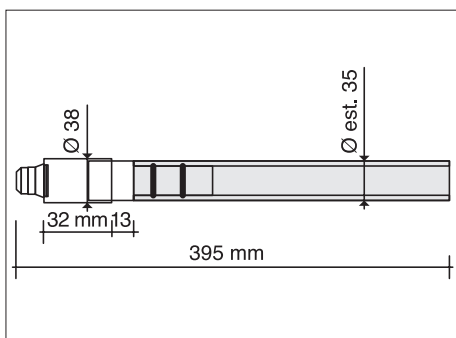
AUTOCUT AW201P

CE EN60974-7



CODE	↔		
PB0006	6 m	19.7'	CENTRAL 019

TECHNICAL DATA		
HF	AUTOCUT AW 201P	
1 m	1,2 kg	2.65 lb
V PEAK	500	
	4 bar	
	50 l/min	
	2-4 bar	
	1.45 l/min	
X 100%	200A	
	40-50 mm	1"9/16-2"



	CODE			Ø		↔		CONTACT		REF	
2	PC0125		long life nozzle (CV0078 included)			53 mm					2
3	PD0115-12		70 A	1,2 mm	.047"	18,5 mm					10
3	PD0115-14		100 A	1,4 mm	.055"	18,5 mm					10
3	PD0115-16		130 A	1,6 mm	.063"	18,5 mm					10
3	PD0115-18		150 A	1,8 mm	.071"	18,5 mm					10
3	PD0115-20		200 A	2,0 mm	5/64"	18,5 mm					10
3	PD0115-30		gouging tip	3,0 mm	1/8"	18,5 mm					10
4	PE0114			diffuser			17,9 mm				
5	CV0080		tool for wear parts								1
5	PR0118		electrode			31,2 mm					10
6	FH0866		air tube			34,5					1

	CODE			
7	EA0203		O-ring Ø 22x2 mm	10
7	PG0006		Autocut AW 201P torch head	1
9	TP0061		black metal handle	1
11	PT0024		Plasma central adaptor, torch side -Water	1

CODE	REPAIR KIT INCLUDED IN THE BOX		
PT0008		consumables kit	1
PT0013		grease for plasma consumables	1

STANDARD

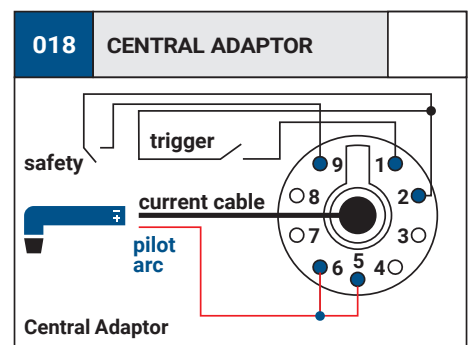
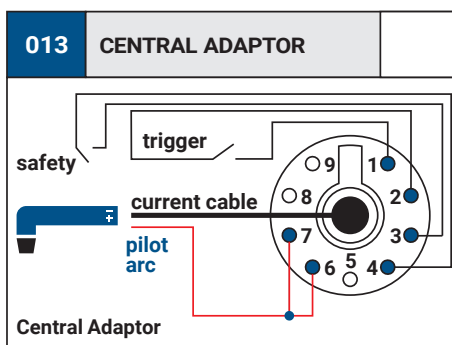
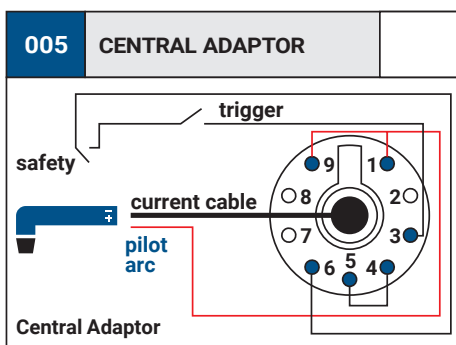
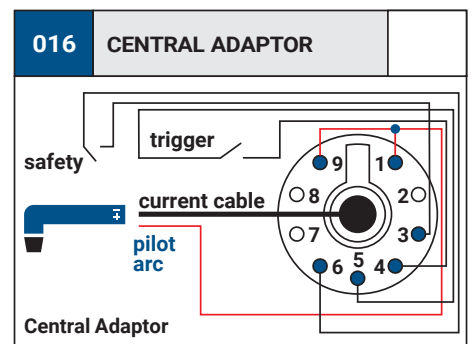
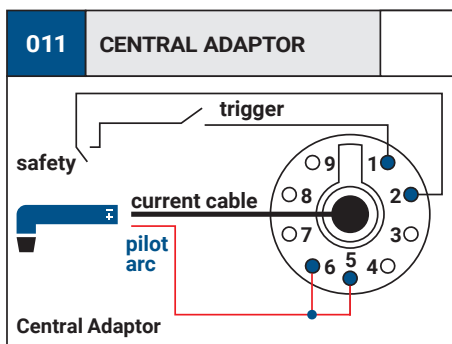
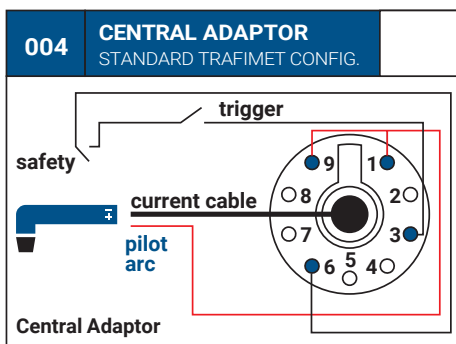
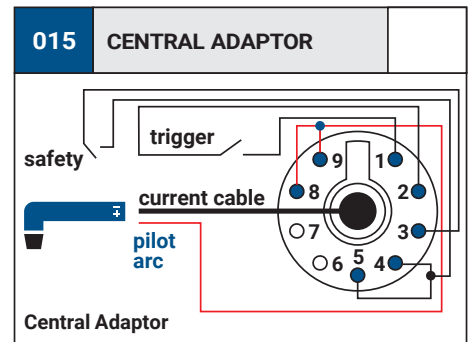
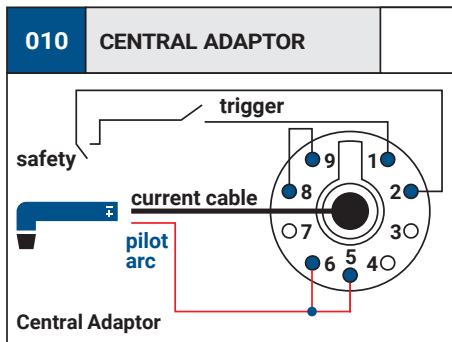
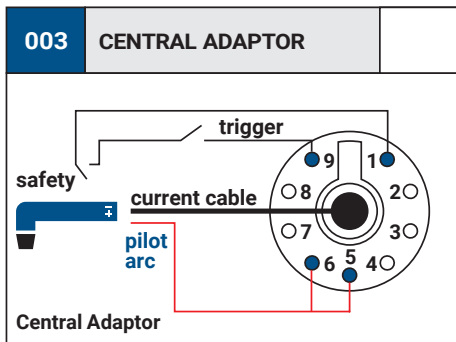
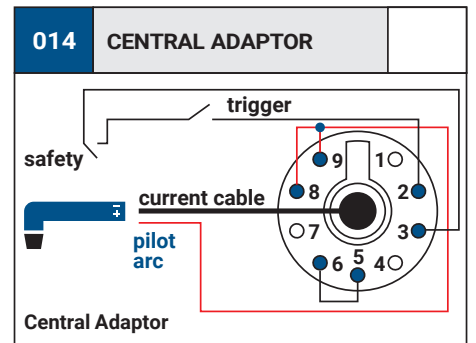
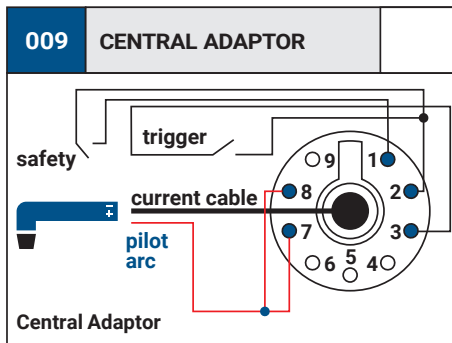
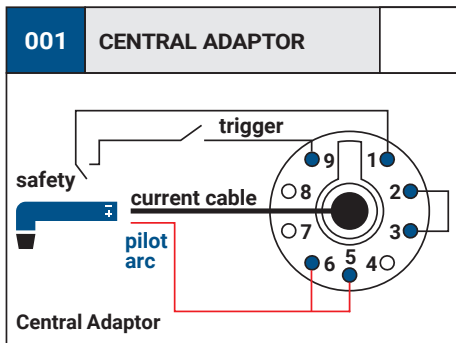
CONTACT SHORT

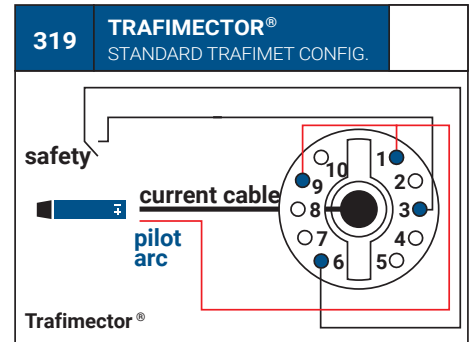
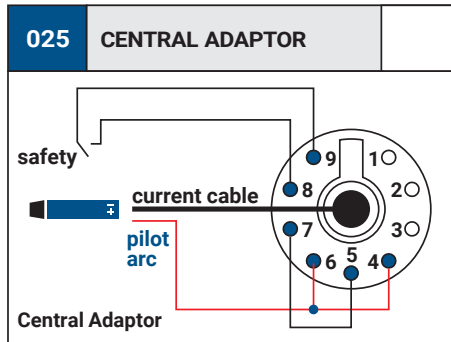
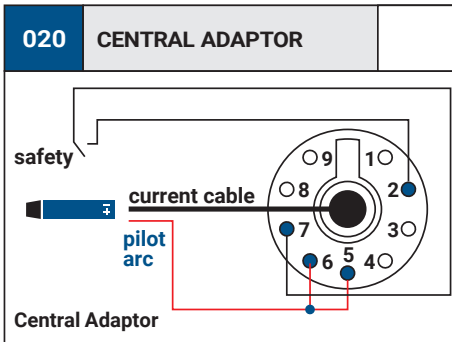
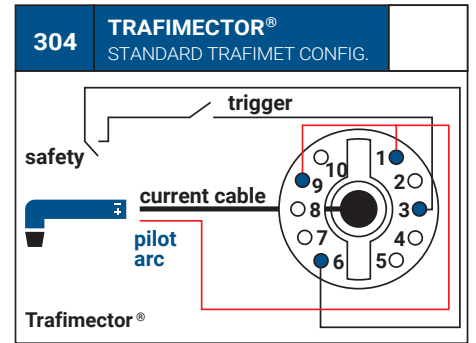
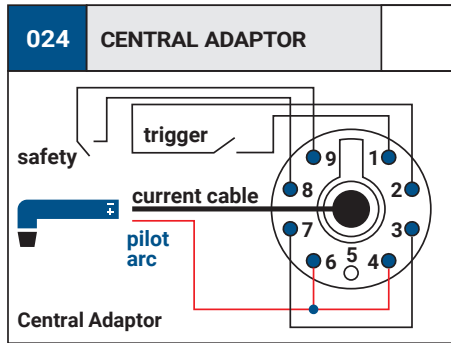
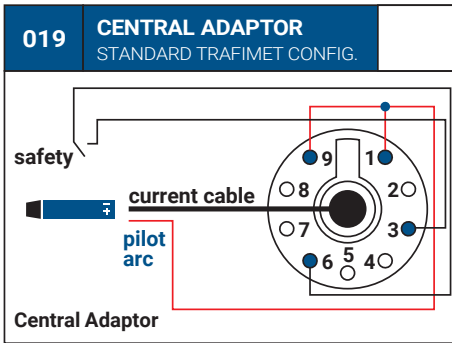
CONTACT LONG

PLASMA CONNECTIONS

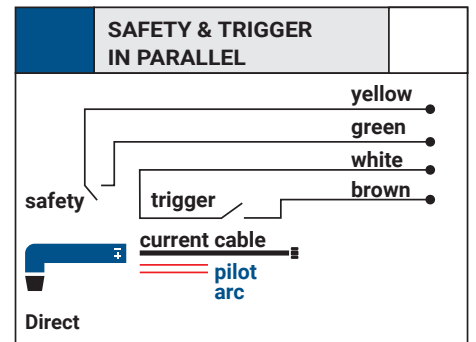
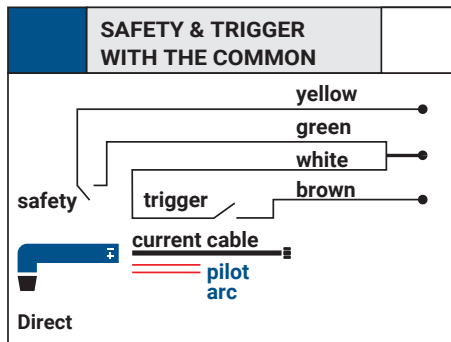
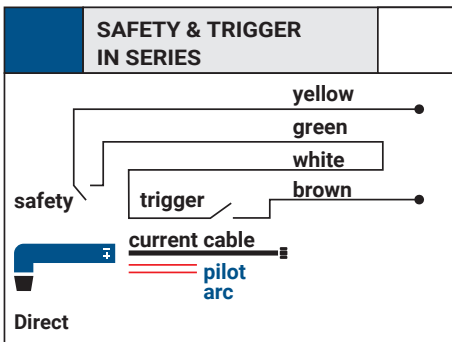


CENTRAL ADAPTOR CONNECTIONS





DIRECT CONNECTIONS

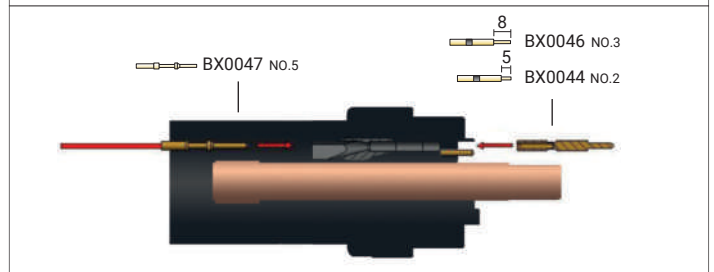
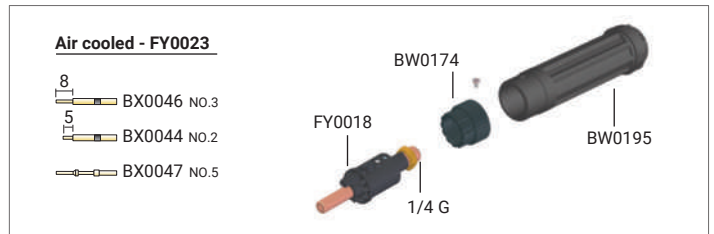


CENTRAL ADAPTORS



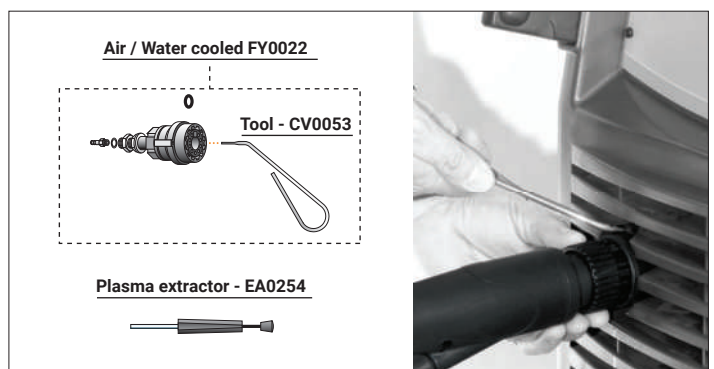
TORCH SIDE

CODE		
FY0023		plasma central adaptor - 5 pins 1
FY0014		plasma central adaptor - 7 pins (CB) 1
FY0043		plasma central adaptor - 5 pins 1
PT0024		plasma central adaptor torch side - water 1
FY0018		plasma/tig central connector body torch side - air 1
FY0041		plasma central connector body torch side - water 1
BX0046		male spring pin L=5mm 10
BX0044		male spring pin L=8mm 10
BX0047		female spring pin 10



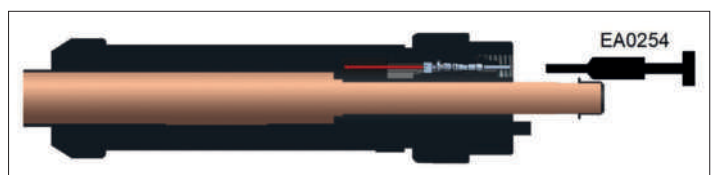
MACHINE SIDE

CODE		
FY0022		plasma/tig central adaptor machine side - 6 pins - Air & Water 1
EA0254		pin extractor for central adaptor 1
CV0053		safety key 1
PT0203		female spring pins kit (5 pcs) 1



NEW SPRING PINS SYSTEM

CODE		
EA0254		pin extractor for central adaptor 1
PT0202		male spring pins kit (5 pcs) 1



TRAFIMECTOR®



TORCH SIDE

CODE			
FY0090		TRAFIMECTOR® central adaptor - torch side	1

MACHINE SIDE

CODE			
FY0080		TRAFIMECTOR® plasma central adaptor - machine side	1

TRAFIMECTOR® TORCH SIDE SPRING PINS SYSTEM

CODE			
EA0254		pin extractor for central adaptor	1
PT0203		female spring pins kit (5 pcs)	1

TRAFIMECTOR® MACHINE SIDE SPRING PINS SYSTEM


CODE			
EA0254		pin extractor for central adaptor	1
PT0202		male spring pins kit (5 pcs)	1

TRAFIMECTOR® allows the operator to work in accordance with all safety conditions. It is very easy to use and can be plug in and out simply with one hand.

PLUG IN



PLUG OUT



FLOW METERS





TEST THE AIR FLOW OF YOUR TORCH BEFORE USE


CODE	TIP HOLE		
CV0085	Ø 0,8 mm	S 65/45/25	1
CV0086	Ø 1,2 mm	CB 70	1
CV0087	Ø 1,2 mm	A 81	1
CV0088	Ø 1,4 mm	A 101	1
	Ø 1,0 mm	S 75	1
	Ø 1,2 mm	S 105	1
	Ø 1,5 mm	S 125	1
CV0089	Ø 1,7 mm	A 141	1

CODE	TIP HOLE		
CV0090	Ø 1,7 mm	A 151	1
CV0091	Ø 1,8 mm	AW 201	1
CV0092	Ø 1,0 mm	CB 50	1
CV0094	Ø 1,6 mm	CB 150	1
CV0096	Ø 0,8 mm	S 35K	1


CIRCLE CUTTING GUIDE KITS



CODE		
CV0022	S 105	1
	S 125	1
	A 101	1
	A 141	1
	A 151	1
	AW 201	1
	CB 150	1
CV0025	S 25K	1
	S 35K	1
	S 25	1
	S 45	1
	S 65	1
CV0036	CB 50	1
CV0052	S 75	1
	A 81	1
CV0074	CB 70	1
CV0397	PLUSCUT 85	1
	PLUSCUT 105	1



With Spike Minimum radius 40 mm



With Magnet Minimum radius 50 mm



Maximum radius 670 mm



ERGOPLUS



ERGOPLUS [en]


The highly renowned ERGOPLUS MIG torch has been updated to a new standard. In addition to the new ergonomic design, significant improvements have been made to the welding performance of the ERGOPLUS MIG torch.

The handle of the new ERGOPLUS is made of two components, rubber and plastic. Rubber textures are located on the top and the underside of the handle surface areas, where the human hand needs to hold the handle naturally and precisely.

One of the key features in the ergonomic design of the ERGOPLUS is the detachable pistol grip handle.

The ERGOPLUS has been fitted with a sealed microswitch trigger.

visit [trafimet.com](https://www.trafimet.com)
for more details about the products.



MIG welding torches

ERGOPLUS [it]

La rivoluzionata torcia MIG ERGOPLUS è stata rinnovata ad un nuovo standard. Oltre al nuovo design ergonomico, sono stati apportati importanti miglioramenti alle prestazioni di saldatura della torcia MIG ERGOPLUS.

L'impugnatura della nuova torcia ERGOPLUS è composta da due componenti (gomma e plastica). Le parti in gomma si trovano sulla parte superiore e inferiore, dove la mano del saldatore esegue la presa in modo naturale e preciso. Una delle caratteristiche chiave del design ergonomico della torcia ERGOPLUS è l'impugnatura a pistola rimovibile. La torcia ERGOPLUS è dotata di un pulsante a microinterruttore sigillato.

ERGOPLUS [de]

Wir haben unseren renommierten ERGOPLUS MIG-Brenner komplett optimiert und erneuert. Neben dem neuen ergonomischen Design wurde auch die Schweißleistung des ERGOPLUS MIG-Brenners erheblich verbessert.

Der Griff des neuen ERGOPLUS besteht aus zwei Komponenten, Gummi und Kunststoff. Die Gummiteuren befinden sich auf der Ober- und Unterseite der Griffoberfläche, wo die Hand den Griff natürlich und präzise halten muss. Eines der wichtigsten Merkmale des ergonomischen Designs des ERGOPLUS ist der abnehmbare Pistolengriff. Der ERGOPLUS Brenner ist mit einem geschützten Mikroschalter ausgestattet.

ERGOPLUS [fr]

Hautement renommée, la torche de soudage MIG ERGOPLUS a bénéficié d'une actualisation avec une nouvelle norme. Outre la nouvelle conception ergonomique, des améliorations significatives ont été apportées aux performances de soudage de la torche MIG ERGOPLUS.

La poignée de la nouvelle torche ERGOPLUS est composée de deux éléments en caoutchouc et en plastique. Des textures en caoutchouc sont situées sur la partie supérieure et inférieure des surfaces de la poignée, aux endroits où la main humaine doit tenir la poignée naturellement et avec précision. L'une des principales caractéristiques de la conception ergonomique de l'ERGOPLUS est la poignée de torche amovible.

ERGOPLUS [tr]

Kaynak ürünleri pazarında son derece ünlü ERGOPLUS MIG torçları yeni bir standardı karşılayacak şekilde yenilendi. Yeni ergonomik tasarıma ek olarak, ERGOPLUS MIG torçlarının kaynak performansında da önemli iyileştirmeler yapıldı.

Yeni ERGOPLUS kabza, kauçuk ve plastik olmak üzere iki bileşenden oluşur. Kabza üzerindeki kauçuk dokular, operatörün kabzayı doğal ve hassas bir şekilde tutabilmesine olanak sağlayacak şekilde kabzanın üst ve alt yüzey alanlarında bulunur. ERGOPLUS'ın ergonomik tasarımındaki en önemli özelliklerden biri, çıkarılabilir pistol kabzadır. ERGOPLUS, izolasyonlu bir mikro-switch tetik ile donatılmıştır.

ERGOPLUS 15

CE EN60974-7




CODE	↔			
MA4200-030	3 m	10'		1
MA4200-040	4 m	12'		1
MA4200-050	5 m	16.4'		1

TECHNICAL DATA		
ERGOPLUS 15		
	0,65 kg	1.43 lb
	113	
V PEAK	113	
	0,6 ÷ 1,0 mm	.023" ÷ 1/16"
X 60%	180A CO2 - 150A Mix	

MIG Standard equipment in all torch packages

PISTOLGRIP MT0566



	CODE			Ø				REF	
1	MC0017		nozzle	9,5 mm	3/8"	53 mm	2-1/16"	145.0123	10
1	MC0018		nozzle	12 mm	1/2"	53 mm	2-1/16"	145.0075	10
1	MC0019		nozzle	16 mm	5/8"	53 mm	2-1/16"	145.0041	10
1	MC0020		nozzle	16 mm	5/8"	61,5 mm	2-13/32"	145.0168	10
1	MC0266		nozzle	13 mm	1/2"	53 mm	2-1/16"	145.0143	10
2	MD0008-06		M6 - Cu	0,6 mm	.023"	25 mm	31/32"	140.0008	20
2	MD0008-08		M6 - Cu	0,8 mm	.030"	25 mm	31/32"	140.0059	20
2	MD0008-09		M6 - Cu	0,9 mm	.035"	25 mm	31/32"	140.0177	20
2	MD0008-10		M6 - Cu	1,0 mm	.040"	25 mm	31/32"	140.0253	20
2	MD0008-12		M6 - Cu	1,2 mm	.045"	25 mm	31/32"	140.0387	20
20	GM0500		blue steel liner	0,6 ÷ 0,9 mm	.023" ÷ .035"	3 m	10'	124.0011	1
20	GM0501		blue steel liner	0,6 ÷ 0,9 mm	.023" ÷ .035"	4 m	12'	124.0012	1
20	GM0502		blue steel liner	0,6 ÷ 0,9 mm	.023" ÷ .035"	5 m	16.4'	124.0015	1

	CODE			
5	BW0562		plastic body	10
5	EA0303		spring	10
5	FB0112		hexagonal fitting	10
5	FB0117		diffuser	10
5	MF1515		Ergoplus 15 torch head	1
6	MT0563		trigger kit	1
7	MT0562		handle kit	1
7	MT0566		pistol grip	1
8	MH0816-030		coaxial cable - 3 m / 10'	1

	CODE			
8	MH0816-040		coaxial cable - 4 m / 12'	1
8	MH0816-050		coaxial cable - 5 m / 16.4'	1
9	AR0070		EURO connector - air	1
9	BW0018		Euro nut plastic	10
9	FA0026		liner nut M10x1	10
9	MT0565		Back box kit EURO	1

STANDARD

ERGOPLUS 24

CE EN60974-7

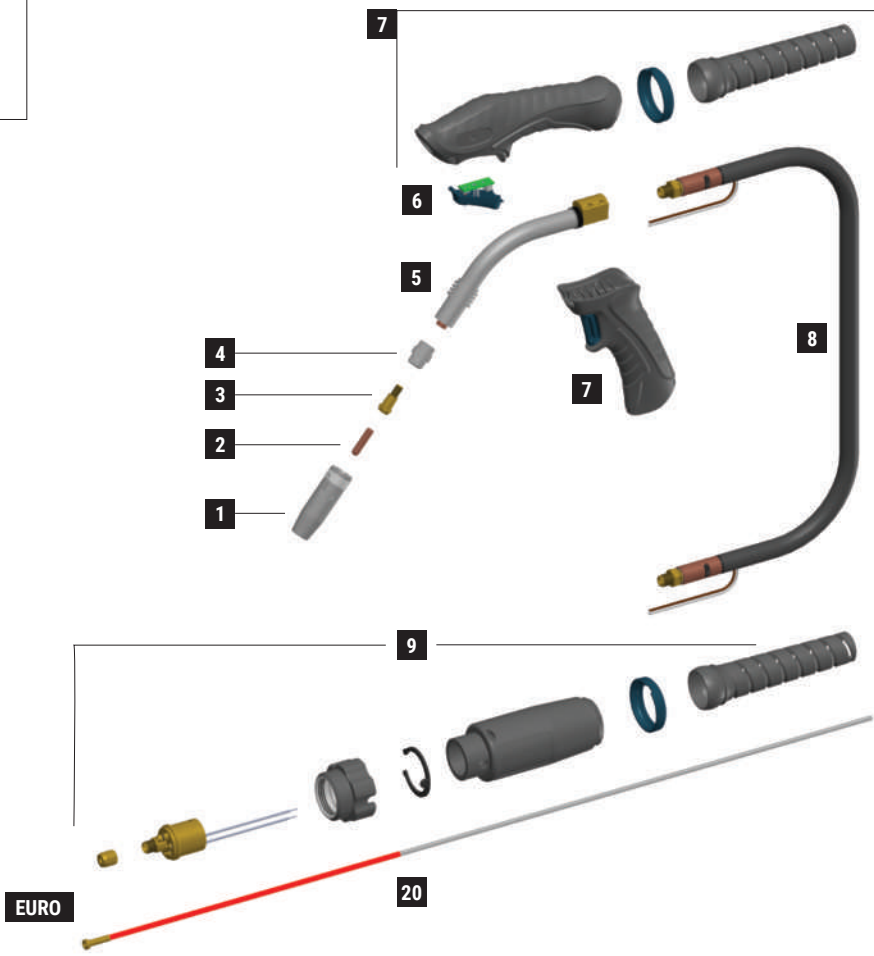


CODE	↔			
MA4201-030	3 m	10'		1
MA4201-040	4 m	12'		1
MA4201-050	5 m	16.4'		1

TECHNICAL DATA		
ERGOPLUS 24		
	0,9 kg	1.98 lb
	113	
V PEAK	113	
	0,6 ÷ 1,2 mm	.30" - .045"
X 60%	250A CO2 - 220A Mix	

MIG Standard equipment in all torch packages

PISTOLGRIP MT0566



	CODE			Ø				REF	
1	MC0300		nozzle	17 mm	21/32"	63,5 mm	2-1/2"	145.0062	10
1	MC0301		nozzle	12,5 mm	1/2"	63,5 mm	2-1/2"	145.0080	10
1	MC0302		nozzle	10 mm	13/32"	63,5 mm	2-1/2"	145.0128	10
1	MC0303		nozzle	17 mm	21/32"	68 mm	2-11/16"	145.0174	10
2	MD0008-06		M6 - Cu	0,6 mm	.023"	25 mm	31/32"	140.0008	20
2	MD0008-08		M6 - Cu	0,8 mm	.030"	25 mm	31/32"	140.0059	20
2	MD0008-09		M6 - Cu	0,9 mm	.035"	25 mm	31/32"	140.0177	20
2	MD0008-10		M6 - Cu	1,0 mm	.040"	25 mm	31/32"	140.0253	20
2	MD0008-12		M6 - Cu	1,2 mm	.045"	25 mm	31/32"	140.0387	20
3	MD0138-00		M6 - brass			26 mm	1" 1/32	142.0003	20
4	ME0084		plastic			20 mm	25/32"	012.0183	10
4	ME0086		silicon			20 mm	25/32"	-	10
4	ME0484		plastic compound high tech			20 mm	25/32"	-	10
4	ME0584		ceramic			20 mm	25/32"	-	10
20	GM0510		red steel liner	1,0 ÷ 1,2 mm	.040" ÷ .045"	3 m	10'	124.0026	1
20	GM0511		red steel liner	1,0 ÷ 1,2 mm	.040" ÷ .045"	4 m	12'	124.0031	1
20	GM0512		red steel liner	1,0 ÷ 1,2 mm	.040" ÷ .045"	5 m	16.4'	124.0035	1

	CODE			
5	MF1516		Ergoplus 24 torch head	1
6	MT0563		trigger kit	1
7	MT0562		handle kit	1
7	MT0566		pistol grip	1
8	MH0817-030		coaxial cable - 3 m / 10'	1
8	MH0817-040		coaxial cable - 4 m / 12'	1

	CODE			
8	MH0817-050		coaxial cable - 5 m / 16.4'	1
9	AR0070		EURO connector - air	1
9	BW0020		metal EURO nut	10
9	FA0026		liner nut M10x1	10
9	MT0565		Back box kit EURO	1

STANDARD

ERGOPLUS 25

CE EN60974-7

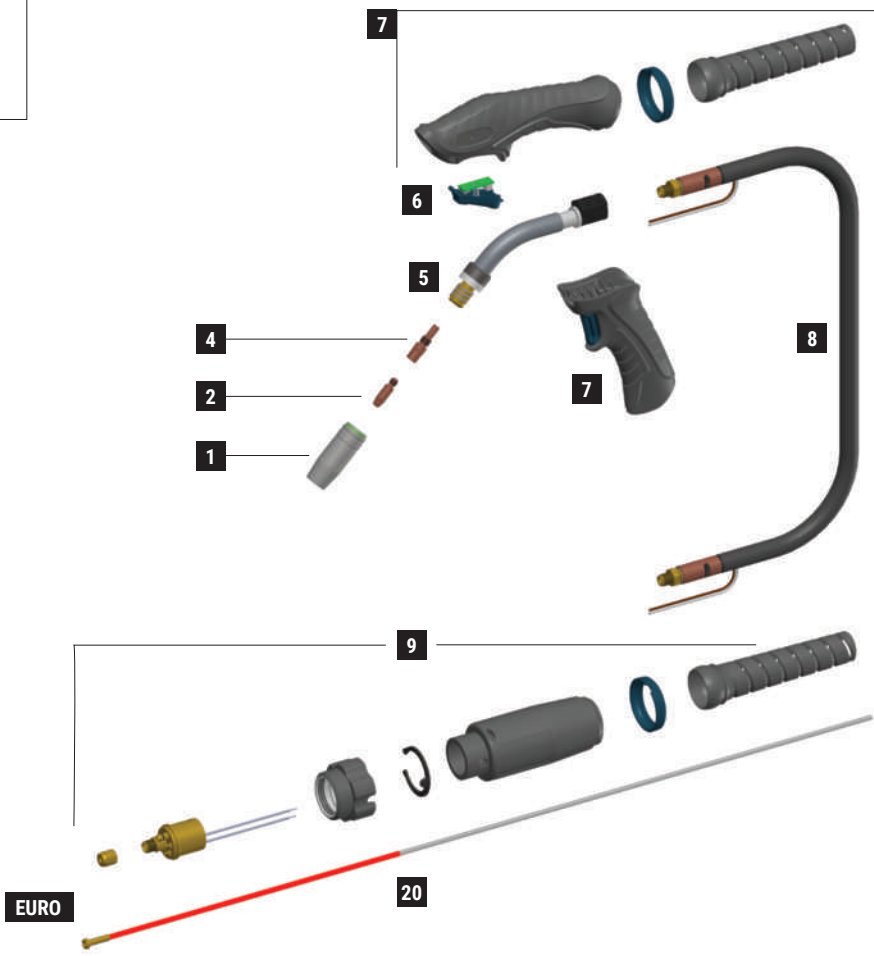


CODE	↔			
MA4202-030	3 m	10'		1
MA4202-040	4 m	12'		1
MA4202-050	5 m	16.4'		1

TECHNICAL DATA		
ERGOPLUS 25		
	0,9 kg	1.98 lb
	113	
V PEAK	113	
	0,8 ÷ 1,2 mm	.030" ÷ .045"
X 60%	230A CO2 - 220A Mix	

MIG Standard equipment in all torch packages

PISTOLGRIP MT0566



	CODE			Ø				REF	
1	MC0022		nozzle	11,5 mm	7/16"	57 mm	2"-1/4	145.0124	10
1	MC0023		nozzle	15 mm	19/32"	57 mm	2"-1/4	145.0076	10
1	MC0024		nozzle	18 mm	23/32"	57 mm	2"-1/4	145.0042	10
1	MC0025		nozzle	20 mm	25/32"	66,5 mm	2"-5/8	145.0169	10
1	MC0265		nozzle	11 mm	7/16"	57 mm	2"-1/4	-	10
1	MC0267		nozzle	14 mm	9/16"	57 mm	2"-1/4		10
2	MD0009-06		M6 - Cu	0,6 mm	.023"	28 mm	1"-3/32	140.0005	20
2	MD0009-08		M6 - Cu	0,8 mm	.030"	28 mm	1"-3/32	140.0051	20
2	MD0009-09		M6 - Cu	0,9 mm	.035"	28 mm	1"-3/32	140.0169	20
2	MD0009-10		M6 - Cu	1,0 mm	.040"	28 mm	1"-3/32	140.0242	20
2	MD0009-12		M6 - Cu	1,2 mm	.045"	28 mm	1"-3/32	140.0379	20
2	MD0009-14		M6 - Cu	1,4 mm	.052"	28 mm	1"-3/32	-	20
2	MD0009-16		M6 - Cu	1,6 mm	1/16"	28 mm	1"-3/32	140.0555	20
4	ME0016		M6 - copper			35 mm	1"-3/8	142.0001	10
4	ME0040		M8 - copper			35 mm	1"-3/8	-	10
4	ME0060		M6 - copper			37 mm	1"-15/32	-	10
4	ME0216		M6 - brass			35 mm	1"-3/8	-	10
20	GM0510		red steel liner	1,0 ÷ 1,2 mm	.040" ÷ .045"	3 m	10'	124.0026	1
20	GM0511		red steel liner	1,0 ÷ 1,2 mm	.040" ÷ .045"	4 m	12'	124.0031	1
20	GM0512		red steel liner	1,0 ÷ 1,2 mm	.040" ÷ .045"	5 m	16.4'	124.0035	1

	CODE			
5	BW0562		plastic body	10
5	EA0304		spring	10
5	MF1517		Ergoplus 25 torch head	1
6	MT0563		trigger kit	1
7	MT0562		handle kit	1
7	MT0566		pistol grip	1
8	MH0817-030		coaxial cable - 3 m / 10'	1
8	MH0817-040		coaxial cable - 4 m / 12'	1

	CODE			
8	MH0817-050		coaxial cable - 5 m / 16.4'	1
9	AR0070		EURO connector - air	1
9	BW0020		metal EURO nut	10
9	FA0026		liner nut M10x1	10
9	MT0565		Back box kit EURO	1

STANDARD

ERGOPLUS 26

CE EN60974-7

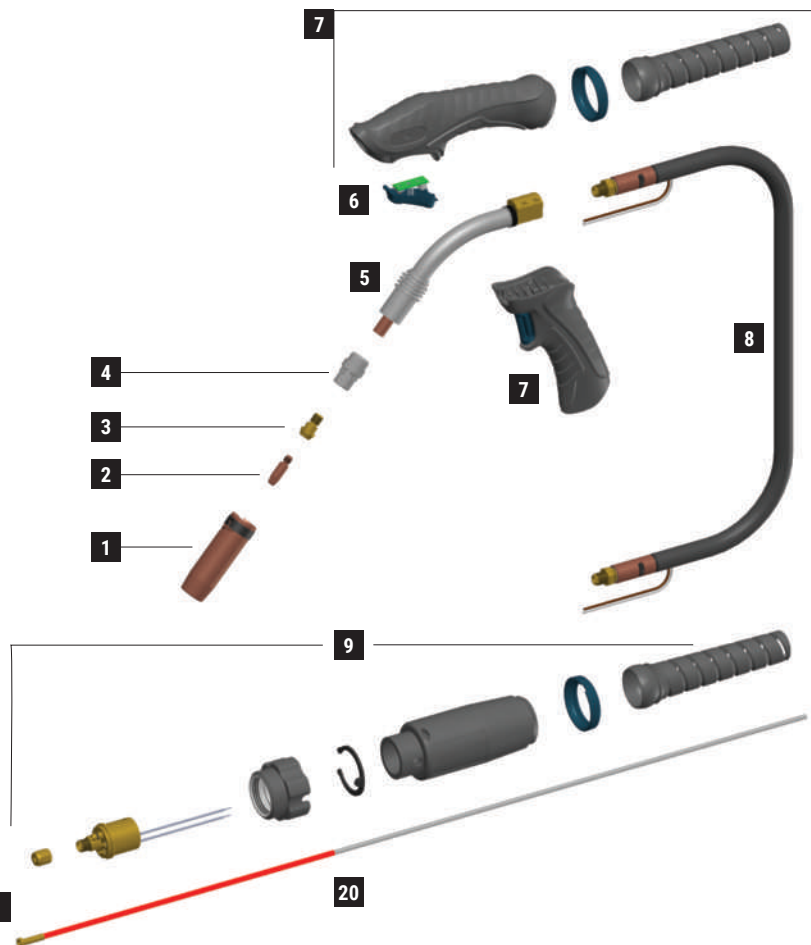
















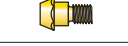







CODE	↔			
MA4203-030	3 m	10'		1
MA4203-040	4 m	12'		1
MA4203-050	5 m	16.4'		1




TECHNICAL DATA		
ERGOPLUS 26		
	1,25 kg	2.76 lb
	113	
V PEAK	113	
	0,8 ÷ 1,2 mm	.030" ÷ .45"
X 60%	290A CO2 - 260A Mix	









MIG Standard equipment in all torch packages

PISTOLGRIP MT0566



	CODE			Ø				REF	
1	MC0268		nozzle - 2,5 mm thickness	16 mm	5/8"	76 mm	3"	145.0085	10
1	MC0276		nozzle - 2 mm thickness	16 mm	5/8"	76 mm	3"	145.0085	10
1	MC0290		nozzle - 2,5 mm thickness	14 mm	9/16"	76 mm	3"	145.0132	10
1	MC0291		nozzle - 2,5 mm thickness	20 mm	25/32"	76 mm	3"	145.0051	10
1	MC0292		nozzle - 2,5 mm thickness	15 mm	19/32"	76 mm	3"	-	10
1	MC0293		nozzle - 2,5 mm thickness	20 mm	25/32"	82 mm	3-7/32"	145.0179	10
1	MC0340		heavy duty nozzle - 3 mm thickness	16 mm	5/8"	76 mm	3"		10
1	MC0568		quick release nozzle - 2,5 mm thickness	16 mm	5/8"	76 mm	3"	-	10
1	MC0576		quick release light nozzle - 2 mm thickness	16 mm	5/8"	76 mm	3"	-	10
2	MD0009-06		M6 - Cu	0,6 mm	.023"	28 mm	1"-3/32	140.0005	20
2	MD0009-08		M6 - Cu	0,8 mm	.030"	28 mm	1"-3/32	140.0051	20
2	MD0009-09		M6 - Cu	0,9 mm	.035"	28 mm	1"-3/32	140.0169	20
2	MD0009-10		M6 - Cu	1,0 mm	.040"	28 mm	1"-3/32	140.0242	20
2	MD0009-12		M6 - Cu	1,2 mm	.045"	28 mm	1"-3/32	140.0379	20
2	MD0009-14		M6 - Cu	1,4 mm	.052"	28 mm	1"-3/32	-	20
2	MD0009-16		M6 - Cu	1,6 mm	1/16"	28 mm	1"-3/32	140.0555	20
3	MD0061-00		M6 - brass			22 mm	7/8"	142.0007	20
3	MD0062-00		M8 - brass			22 mm	7/8"	142.0082	20
4	ME0085		plastic			29 mm	1"-5/32	018.0116	10
4	ME0485		plastic			29 mm	1"-5/32	-	10
4	ME0585		ceramic			29 mm	1"-5/32	018.0141	10
20	GM0510		red steel liner	1,0 ÷ 1,2 mm	.040" ÷ .045"	3 m	10'	124.0026	1
20	GM0511		red steel liner	1,0 ÷ 1,2 mm	.040" ÷ .045"	4 m	12'	124.0031	1
20	GM0512		red steel liner	1,0 ÷ 1,2 mm	.040" ÷ .045"	5 m	16.4'	124.0035	1

	CODE			
5	MF1518		Ergoplus 26 torch head	1
6	MT0563		trigger kit	1
7	MT0562		handle kit	1
8	MT0566		pistol grip	1
8	MH0818-030		coaxial cable - 3 m / 10'	1
8	MH0818-040		coaxial cable - 4 m / 12'	1

	CODE			
8	MH0818-050		coaxial cable - 5 m / 16.4'	1
9	AR0070		EURO connector - air	1
9	BW0020		metal EURO nut	10
9	FA0026		liner nut M10x1	10
9	MT0565		Back box kit EURO	1

STANDARD

ERGOPLUS 36

CE EN60974-7

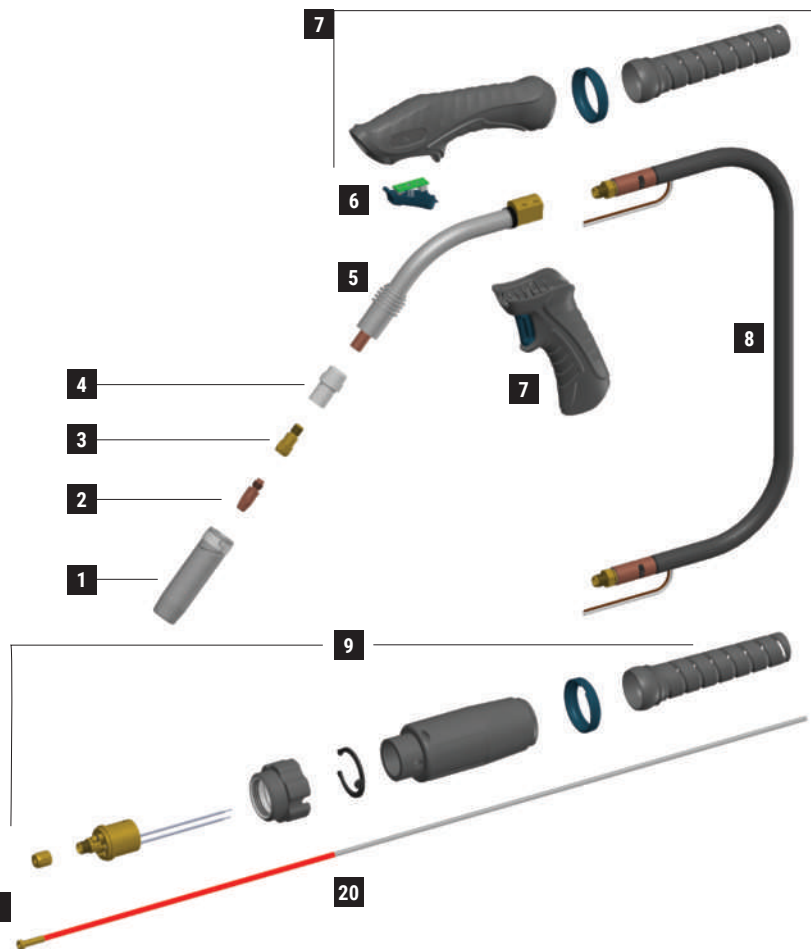


CODE	↔			
MA4204-030	3 m	10'		1
MA4204-040	4 m	12'		1
MA4204-050	5 m	16.4'		1

TECHNICAL DATA		
ERGOPLUS 36		
	1,4 kg	3.09 lb
	113	
V PEAK	113	
	0,6 ÷ 1,6 mm	.023" ÷ 1/16"
X 60%	330A CO2 - 300A Mix	

MIG Standard equipment in all torch packages

PISTOLGRIP MT0566



	CODE			Ø				REF	
1	MC0026		nozzle - 2,5 mm thickness	12 mm	1/2"	84 mm	3"-5/16	145.0126	10
1	MC0027		nozzle - 2,5 mm thickness	16 mm	5/8"	84 mm	3"-5/16	145.0078	10
1	MC0028		nozzle - 2,5 mm thickness	19 mm	3/4"	84 mm	3"-5/16	145.0045	10
1	MC0109		nozzle - 2,5 mm thickness	17 mm	21/32"	84 mm	3"-5/16	-	10
1	MC0440		nozzle - 2 mm thickness	16 mm	5/8"	84 mm	3"-5/16	-	10
1	MC0527		quick release nozzle - 2,5 mm thickness	16 mm	5/8"	84 mm	3"-5/16	-	10
1	MC0540		quick release light nozzle - 2 mm thickness	16 mm	5/8"	84 mm	3"-5/16	-	10
2	MD0005-78		M8 - CuCrZr	0,8 mm	.030"	30 mm	1"-3/16	-	20
2	MD0005-80		M8 - CuCrZr	1,0 mm	.040"	30 mm	1"-3/16	140.0316	20
2	MD0005-82		M8 - CuCrZr	1,2 mm	.045"	30 mm	1"-3/16	140.0445	20
2	MD0005-84		M8 - CuCrZr	1,4 mm	.052"	30 mm	1"-3/16	140.0536	20
2	MD0005-86		M8 - CuCrZr	1,6 mm	1/16"	30 mm	1"-3/16	140.0590	20
2	MD0005-90		M8 - CuCrZr	2,0 mm	5/64"	30 mm	1"-3/16	140.0656	20
2	MD0005-94		M8 - CuCrZr	2,4 mm	3/32"	30 mm	1"-3/16	-	20
3	MD0063-00			M6 - brass			28 mm	1"-3/32	142.0005
3	MD0064-00		M8 - brass			28 mm	1"-3/32	142.0020	20
3	MD0131-00		M6 - brass			32 mm	1"-1/4	142.0011	20
3	MD0132-00		M8 - brass			32 mm	1"-1/4	142.0024	20
4	ME0017		plastic			32,8 mm	1"-9/32	014.0261	10
4	ME0041		plastic			32,8 mm	1"-9/32	014.0021	10
4	ME0417		high-tech plastic			32,8 mm	1"-9/32	-	10
4	ME0517		ceramic			32,8 mm	1"-9/32	014.0023	10
20	GM0510		red steel liner	1,0 ÷ 1,2 mm	.040" ÷ .045"	3 m	10'	124.0026	1
20	GM0511		red steel liner	1,0 ÷ 1,2 mm	.040" ÷ .045"	4 m	12'	124.0031	1
20	GM0512		red steel liner	1,0 ÷ 1,2 mm	.040" ÷ .045"	5 m	16.4'	124.0035	1

	CODE			
5	MF1519		Ergoplus 36 torch head	1
6	MT0563		trigger kit	1
7	MT0562		handle kit	1
7	MT0566		pistol grip	1
8	MH0819-030		coaxial cable - 3 m / 10'	1
8	MH0819-040		coaxial cable - 4 m / 12'	1
8	MH0819-050		coaxial cable - 5 m / 16.4'	1

	CODE			
9	AR0070		EURO connector - air	1
9	BW0020		metal EURO nut	10
9	FA0026		liner nut M10x1	10
9	MT0565		Back box kit EURO	1

STANDARD

ERGOPLUS 240

CE EN60974-7

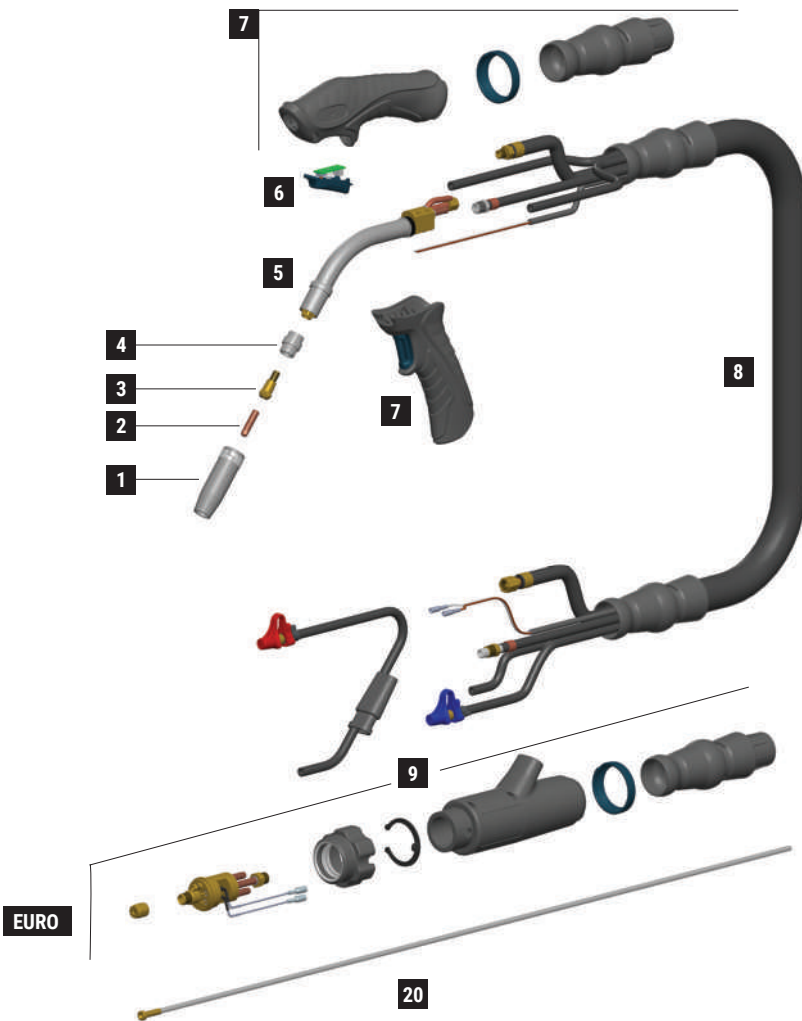


CODE	↔			
MB2600-030	3 m	10'		1
MB2600-040	4 m	12'		1
MB2600-050	5 m	16.4'		1

TECHNICAL DATA		
ERGOPLUS 240		
	1,1 kg	2.43 lb
	113	
V PEAK	113	
	0,8 ÷ 1,2 mm	.030" ÷ .045"
X 100%	300A CO2 - 270A Mix	
	2÷4 bar	
	1,6 l/min	

MIG Standard equipment in all torch packages

PISTOLGRIP MT0566

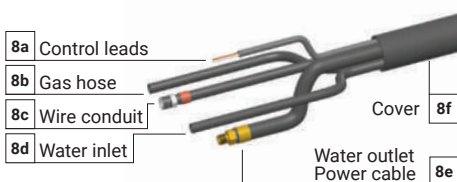


EURO

	CODE			Ø		↔		REF	
1	MC0300		nozzle	17 mm	21/32"	63,5 mm	2-1/2"	145.0062	10
1	MC0301		nozzle	12,5 mm	1/2"	63,5 mm	2-1/2"	145.0080	10
1	MC0302		nozzle	10 mm	13/32"	63,5 mm	2-1/2"	145.0128	10
1	MC0303		nozzle	17 mm	21/32"	68 mm	2-11/16"	145.0174	10
2	MD0008-06		M6 - Cu	0,6 mm	.023"	25 mm	31/32"	140.0008	20
2	MD0008-08		M6 - Cu	0,8 mm	.030"	25 mm	31/32"	140.0059	20
2	MD0008-09		M6 - Cu	0,9 mm	.035"	25 mm	31/32"	140.0177	20
2	MD0008-10		M6 - Cu	1,0 mm	.040"	25 mm	31/32"	140.0253	20
2	MD0008-12		M6 - Cu	1,2 mm	.045"	25 mm	31/32"	140.0387	20
3	MD0138-00		M6 - brass			26 mm	1" 1/32	142.0003	20
4	ME0084		plastic			20 mm	25/32"	012.0183	10
4	ME0086		silicon			20 mm	25/32"	-	10
4	ME0484		plastic compound high tech			20 mm	25/32"	-	10
4	ME0584		ceramic			20 mm	25/32"	-	10
20	GM0526		uncoated steel liner	1,0 ÷ 1,2 mm	.040" ÷ .045"	3 m	10'		1
20	GM0527		uncoated steel liner	1,0 ÷ 1,2 mm	.040" ÷ .045"	4 m	12'		1
20	GM0528		uncoated steel liner	1,0 ÷ 1,2 mm	.040" ÷ .045"	5 m	16.4'		1

	CODE			
5	MG0284		Ergoplus 240 torch head	1
6	MT0563		trigger kit	1
7	MT0560		handle kit	1
7	MT0566		pistol grip	1
8	MN2014-030		cable assembly - 3 m / 10' with ball-joints	1
8	MN2014-040		cable assembly - 4 m / 12' with ball-joints	1

	CODE			
8	MN2014-050		cable assembly - 5 m / 16.4' with ball-joints	1
8	AR0052		EURO connector	1
9	BW0020		metal EURO nut	10
9	FA0026		liner nut M10x1	10
9	MT0564		Back box kit	1



	CODE	↔
8a	BX1421-030	3 m / 10'
8b	QB0231-030	3 m / 10'
8c	QB0230-030	3 m / 10'
8d	QB0232-030	3 m / 10'
8e	QA0030-030	3 m / 10'
8f	MQ0125-030	3 m / 10'

	CODE	↔
8a	BX1421-040	4 m / 12'
8b	QB0231-040	4 m / 12'
8c	QB0230-040	4 m / 12'
8d	QB0232-040	4 m / 12'
8e	QA0030-040	4 m / 12'
8f	MQ0125-040	4 m / 12'

	CODE	↔
8a	BX1421-050	5 m / 16.4'
8b	QB0231-050	5 m / 16.4'
8c	QB0230-050	5 m / 16.4'
8d	QB0232-050	5 m / 16.4'
8e	QA0030-050	5 m / 16.4'
8f	MQ0125-050	5 m / 16.4'

STANDARD

ERGOPLUS 400

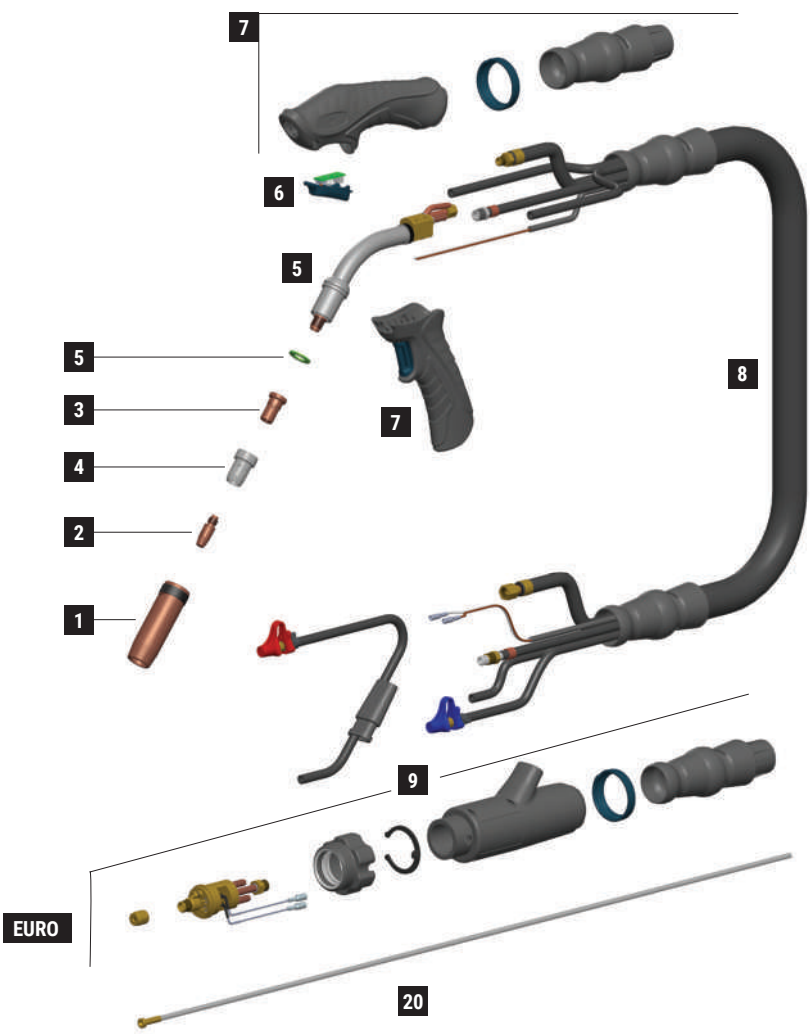
CE EN60974-7



CODE	↔			
MB2601-030	3 m	10'		1
MB2601-040	4 m	12'		1
MB2601-050	5 m	16.4'		1

TECHNICAL DATA		
ERGOPLUS 400		
	1,25 kg	2.76 lb
	113	
V PEAK	113	
	1,0 ÷ 1,6 mm	.040" ÷ 1/16"
X 100%	400A CO2 - 350A Mix	
	2÷4 bar	
	1,6 l/min	

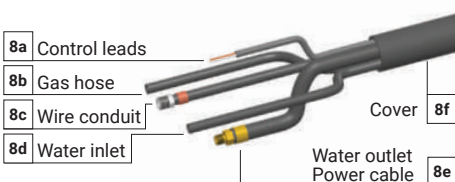
MIG Standard equipment in all torch packages



	CODE			Ø		↔		REF	
1	MC0268		nozzle - 2,5 mm thickness	16 mm	5/8"	76 mm	3"	145.0085	10
1	MC0276		nozzle - 2 mm thickness	16 mm	5/8"	76 mm	3"	145.0085	10
1	MC0290		nozzle - 2,5 mm thickness	14 mm	9/16"	76 mm	3"	145.0132	10
1	MC0291		nozzle - 2,5 mm thickness	20 mm	25/32"	76 mm	3"	145.0051	10
1	MC0292		nozzle - 2,5 mm thickness	15 mm	19/32"	76 mm	3"	-	10
1	MC0293		nozzle - 2,5 mm thickness	20 mm	25/32"	82 mm	3-7/32"	145.0179	10
1	MC0340		heavy duty nozzle - 3 mm thickness	16 mm	5/8"	76 mm	3"	-	10
1	MC0568		quick release nozzle - 2,5 mm thickness	16 mm	5/8"	76 mm	3"	-	10
1	MC0576		quick release light nozzle - 2 mm thickness	16 mm	5/8"	76 mm	3"	-	10
2	MD0005-80		M8 - CuCrZr	1,0 mm	.040"	30 mm	1"-3/16	140.0316	10
2	MD0005-82		M8 - CuCrZr	1,2 mm	.045"	30 mm	1"-3/16	140.0445	10
2	MD0005-84		M8 - CuCrZr	1,4 mm	.052"	30 mm	1"-3/16	140.0536	10
2	MD0005-86		M8 - CuCrZr	1,6 mm	1/16"	30 mm	1"-3/16	140.0590	10
3	ME0076		M8 - brass			25 mm	31/32"	-	10
3	ME0083		M8 - brass			29 mm	1"-5/32	-	10
3	ME0390		M8 - copper			25 mm	31/32"	-	10
4	ME0074		plastic			28 mm	1"-3/32	-	10
4	ME0079		plastic			29 mm	1"-5/32	300029	10
4	ME0479		high-tech plastic			28 mm	1"-3/32	-	10
4	ME0579		ceramic	16 mm	5/8"	28 mm	1"-3/32	-	10
20	GM0530		uncoated steel liner	1,2 ÷ 1,6 mm	.045" ÷ 1/16"	3 m	10'	-	10
20	GM0531		uncoated steel liner	1,2 ÷ 1,6 mm	.045" ÷ 1/16"	4 m	12'	-	10
20	GM0532		uncoated steel liner	1,2 ÷ 1,6 mm	.045" ÷ 1/16"	5 m	16.4'	-	10

	CODE			
5	FB1278		insulator	10
5	MG0285		Ergoplus 400 torch head	1
6	MT0563		trigger kit	1
7	MT0560		handle kit	1
7	MT0566		pistol grip	1
8	MN2014-030		cable assembly - 3 m / 10' with ball-joints	1

	CODE			
8	MN2014-040		cable assembly - 4 m / 12' with ball-joints	1
8	MN2014-050		cable assembly - 5 m / 16.4' with ball-joints	1
9	AR0052		EURO connector	1
9	BW0020		metal EURO nut	10
9	FA0026		liner nut M10x1	10
9	MT0564		Back box kit	1



	CODE	↔
8a	BX1421-030	3 m / 10'
8b	QB0231-030	3 m / 10'
8c	QB0230-030	3 m / 10'
8d	QB0232-030	3 m / 10'
8e	QA0030-030	3 m / 10'
8f	MQ0125-030	3 m / 10'

	CODE	↔
8a	BX1421-040	4 m / 12'
8b	QB0231-040	4 m / 12'
8c	QB0230-040	4 m / 12'
8d	QB0232-040	4 m / 12'
8e	QA0030-040	4 m / 12'
8f	MQ0125-040	4 m / 12'

	CODE	↔
8a	BX1421-050	5 m / 16.4'
8b	QB0231-050	5 m / 16.4'
8c	QB0230-050	5 m / 16.4'
8d	QB0232-050	5 m / 16.4'
8e	QA0030-050	5 m / 16.4'
8f	MQ0125-050	5 m / 16.4'

STANDARD

ERGOPLUS 500

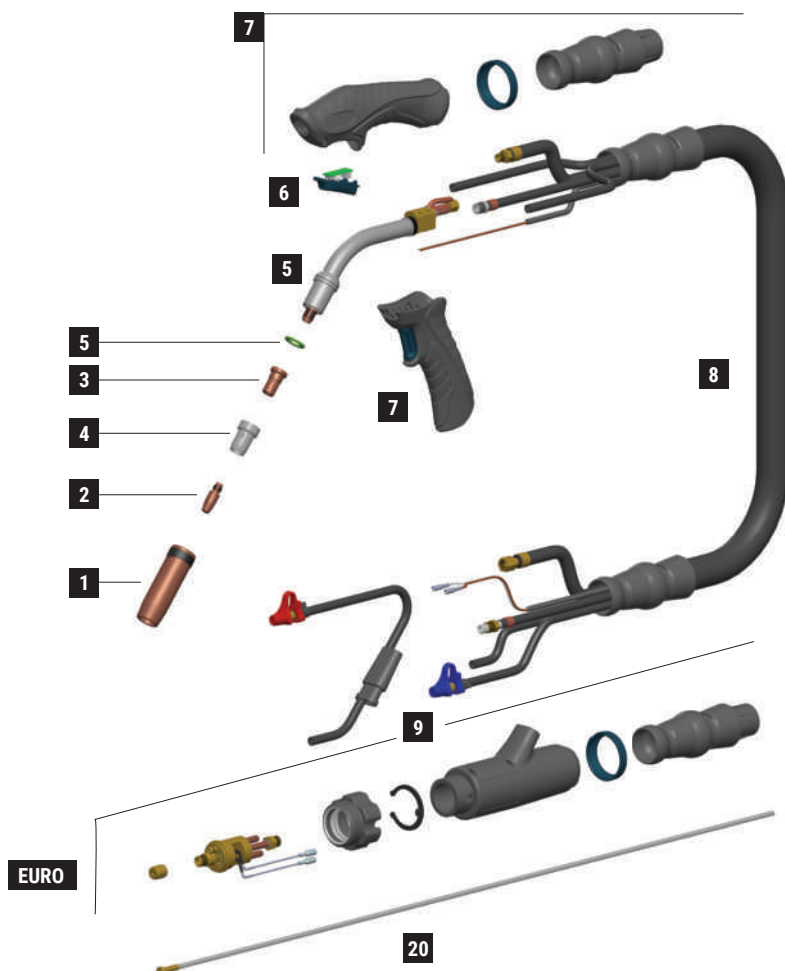
CE EN60974-7



CODE	↔			
MB2602-030	3 m	10'		1
MB2602-040	4 m	12'		1
MB2602-050	5 m	16.4'		1

TECHNICAL DATA		
ERGOPLUS 500		
	1,25 kg	2.76 lb
	113	
V PEAK	113	
	1,0 ÷ 2,4 mm	.040" ÷ 3/32"
X 100%	500A CO2 - 450A Mix	
	2÷4 bar	
	1,6 l/min	

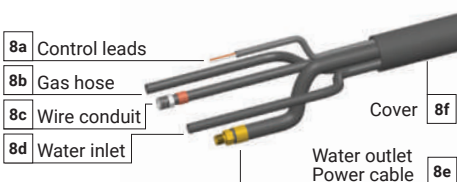
MIG Standard equipment in all torch packages



	CODE			Ø		↔		REF	
1	MC0268		nozzle - 2,5 mm thickness	16 mm	5/8"	76 mm	3"	145.0085	10
1	MC0276		nozzle - 2 mm thickness	16 mm	5/8"	76 mm	3"	145.0085	10
1	MC0290		nozzle - 2,5 mm thickness	14 mm	9/16"	76 mm	3"	145.0132	10
1	MC0291		nozzle - 2,5 mm thickness	20 mm	25/32"	76 mm	3"	145.0051	10
1	MC0292		nozzle - 2,5 mm thickness	15 mm	19/32"	76 mm	3"	-	10
1	MC0293		nozzle - 2,5 mm thickness	20 mm	25/32"	82 mm	3-7/32"	145.0179	10
1	MC0340		heavy duty nozzle - 3 mm thickness	16 mm	5/8"	76 mm	3"	-	10
1	MC0568		quick release nozzle - 2,5 mm thickness	16 mm	5/8"	76 mm	3"	-	10
1	MC0576		quick release light nozzle - 2 mm thickness	16 mm	5/8"	76 mm	3"	-	10
2	MD0005-80		M8 - CuCrZr	1,0 mm	.040"	30 mm	1"-3/16	140.0316	20
2	MD0005-82		M8 - CuCrZr	1,2 mm	.045"	30 mm	1"-3/16	140.0445	20
2	MD0005-84		M8 - CuCrZr	1,4 mm	.052"	30 mm	1"-3/16	140.0536	20
2	MD0005-86		M8 - CuCrZr	1,6 mm	1/16"	30 mm	1"-3/16	140.0590	20
3	ME0076		M8 - brass			25 mm	31/32"	-	10
3	ME0083		M8 - brass			29 mm	1"-5/32	-	10
3	ME0390		M8 - copper			25 mm	31/32"	-	10
4	ME0074		plastic			28 mm	1"-3/32	-	10
4	ME0079		plastic			29 mm	1"-5/32	300029	10
4	ME0479		high-tech plastic			28 mm	1"-3/32	-	10
4	ME0579		ceramic	16 mm	5/8"	28 mm	1"-3/32	-	10
20	GM0530		uncoated steel liner	1,2 ÷ 1,6 mm	.045" ÷ 1/16"	3 m	10'	-	1
20	GM0531		uncoated steel liner	1,2 ÷ 1,6 mm	.045" ÷ 1/16"	4 m	12'	-	1
20	GM0532		uncoated steel liner	1,2 ÷ 1,6 mm	.045" ÷ 1/16"	5 m	16.4'	-	1

	CODE			
5	FB1278		insulator	10
5	MG0286		Ergoplus 500 torch head	1
6	MT0563		trigger kit	1
7	MT0560		handle kit	1
7	MT0566		pistol grip	1
8	MN2014-030		cable assembly - 3 m / 10' with ball-joints	1

	CODE			
8	MN2014-040		cable assembly - 4 m / 12' with ball-joints	1
8	MN2014-050		cable assembly - 5 m / 16.4' with ball-joints	1
9	AR0052		EURO connector	1
9	BW0020		metal EURO nut	10
9	FA0026		liner nut M10x1	10
9	MT0564		Back box kit	1



	CODE	↔
8a	BX1421-030	3 m / 10'
8b	QB0231-030	3 m / 10'
8c	QB0230-030	3 m / 10'
8d	QB0232-030	3 m / 10'
8e	QA0030-030	3 m / 10'
8f	MQ0125-030	3 m / 10'

	CODE	↔
8a	BX1421-040	4 m / 12'
8b	QB0231-040	4 m / 12'
8c	QB0230-040	4 m / 12'
8d	QB0232-040	4 m / 12'
8e	QA0030-040	4 m / 12'
8f	MQ0125-040	4 m / 12'

	CODE	↔
8a	BX1421-050	5 m / 16.4'
8b	QB0231-050	5 m / 16.4'
8c	QB0230-050	5 m / 16.4'
8d	QB0232-050	5 m / 16.4'
8e	QA0030-050	5 m / 16.4'
8f	MQ0125-050	5 m / 16.4'

STANDARD

ERGOPLUS 555

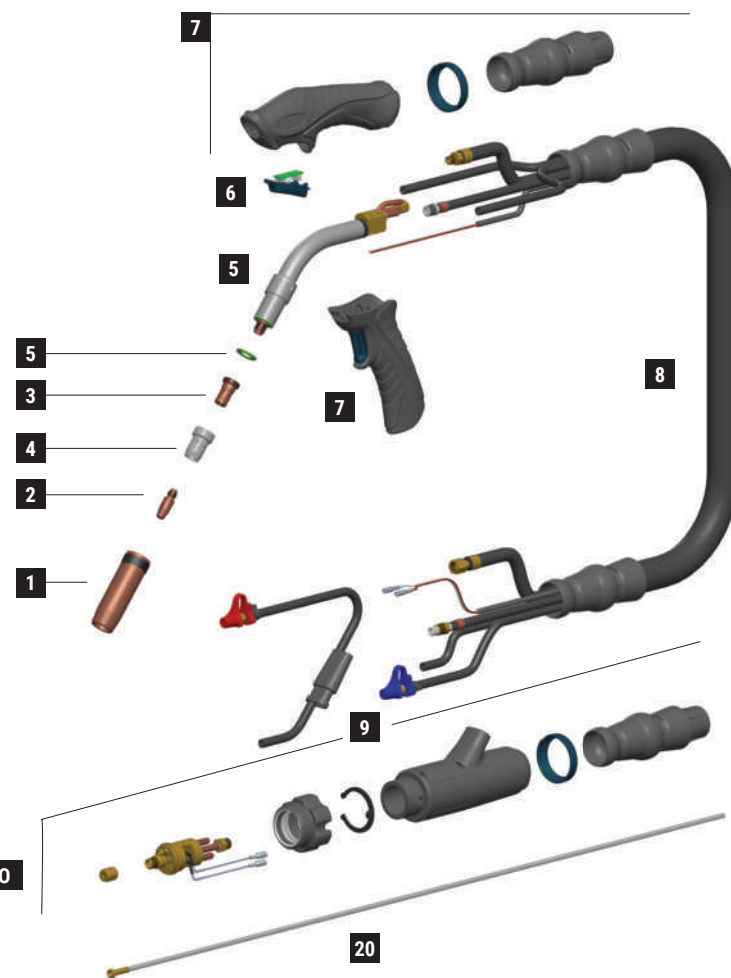
CE EN60974-7



CODE	↔			
MB2603-030	3 m	10'		1
MB2603-040	4 m	12'		1
MB2603-050	5 m	16.4'		1

TECHNICAL DATA		
ERGOPLUS 555		
	1,30 kg	2.87 lb
	113	
V PEAK	113	
\emptyset	1,0 ÷ 2,4 mm	.040" ÷ 3/32"
X 100%	550A CO2 - 500A Mix	
	2÷4 bar	
	1,6 l/min	

MIG Standard equipment in all torch packages



ERGOPLUS 555
REPAIR KIT FOR TORCH HEAD
MT0211

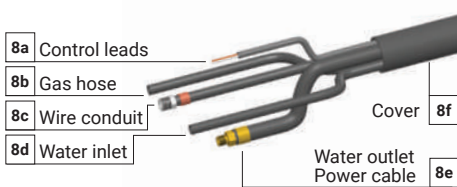
1

2

	CODE			Ø		↔	REF		
1	MC0268		nozzle - 2,5 mm thickness	16 mm	5/8"	76 mm	3"	145.0085	10
1	MC0276		nozzle - 2 mm thickness	16 mm	5/8"	76 mm	3"	145.0085	10
1	MC0290		nozzle - 2,5 mm thickness	14 mm	9/16"	76 mm	3"	145.0132	10
1	MC0291		nozzle - 2,5 mm thickness	20 mm	25/32"	76 mm	3"	145.0051	10
1	MC0292		nozzle - 2,5 mm thickness	15 mm	19/32"	76 mm	3"	-	10
1	MC0293		nozzle - 2,5 mm thickness	20 mm	25/32"	82 mm	3-7/32"	145.0179	10
1	MC0340		heavy duty nozzle - 3 mm thickness	16 mm	5/8"	76 mm	3"	-	10
1	MC0568		quick release nozzle - 2,5 mm thickness	16 mm	5/8"	76 mm	3"	-	10
1	MC0576		quick release light nozzle - 2 mm thickness	16 mm	5/8"	76 mm	3"	-	10
2	MD0005-80		M8 - CuCrZr	1,0 mm	.040"	30 mm	1"-3/16	140.0316	20
2	MD0005-82		M8 - CuCrZr	1,2 mm	.045"	30 mm	1"-3/16	140.0445	20
2	MD0005-84		M8 - CuCrZr	1,4 mm	.052"	30 mm	1"-3/16	140.0536	20
2	MD0005-86		M8 - CuCrZr	1,6 mm	1/16"	30 mm	1"-3/16	140.0590	20
3	ME0400		M8 - brass			25 mm	31/32"	-	10
3	ME0402		M8 - copper			25 mm	31/32"	-	10
4	ME0074		plastic			28 mm	1"-3/32	-	10
4	ME0079		plastic			29 mm	1"-5/32	300029	10
4	ME0479		high-tech plastic			28 mm	1"-3/32	-	10
4	ME0579		ceramic	16 mm	5/8"	28 mm	1"-3/32	-	10
20	GM0530		uncoated steel liner	1,2 ÷ 1,6 mm	.045" ÷ 1/16"	3 m	10'	-	1
20	GM0531		uncoated steel liner	1,2 ÷ 1,6 mm	.045" ÷ 1/16"	4 m	12'	-	1
20	GM0532		uncoated steel liner	1,2 ÷ 1,6 mm	.045" ÷ 1/16"	5 m	16.4'	-	1

	CODE			
5	FB1278		insulator	10
5	MG0287		Ergoplus 555 torch head	1
6	MT0563		trigger kit	1
7	MT0561		handle kit	1
7	MT0566		pistol grip	1
8	MN2014-030		cable assembly - 3 m / 10' with ball-joints	1

	CODE			
8	MN2014-040		cable assembly - 4 m / 12' with ball-joints	1
8	MN2014-050		cable assembly - 5 m / 16.4' with ball-joints	1
9	AR0052		EURO connector	1
9	BW0020		metal EURO nut	10
9	FA0026		liner nut M10x1	10
9	MT0564		Back box kit	1



	CODE	↔
8a	BX1421-030	3 m / 10'
8b	QB0231-030	3 m / 10'
8c	QB0230-030	3 m / 10'
8d	QB0232-030	3 m / 10'
8e	QA0030-030	3 m / 10'
8f	MQ0125-030	3 m / 10'

	CODE	↔
8a	BX1421-040	4 m / 12'
8b	QB0231-040	4 m / 12'
8c	QB0230-040	4 m / 12'
8d	QB0232-040	4 m / 12'
8e	QA0030-040	4 m / 12'
8f	MQ0125-040	4 m / 12'

	CODE	↔
8a	BX1421-050	5 m / 16.4'
8b	QB0231-050	5 m / 16.4'
8c	QB0230-050	5 m / 16.4'
8d	QB0232-050	5 m / 16.4'
8e	QA0030-050	5 m / 16.4'
8f	MQ0125-050	5 m / 16.4'

STANDARD

ERGOFRESH



ERGOFRESH [en]

The new ERGOFRESH is our answer to the demand for better safety. With the ERGOFRESH fume extraction MIG torch, a welder and their colleagues will breathe clean air rather than the fumes created during the welding process. The extraction efficiency for all ERGOFRESH models has been measured according to new standard ISO 21904.

The ERGOFRESH gas nozzle and vacuum nozzle combination is patent pending.

The ERGOFRESH handle is equipped with a bypass lid. The lid is located under the welder's thumb when they are holding the torch by the standard handle.

MIG welding torches

ERGOFRESH [it]

La nuova torcia ERGOFRESH è la nostra risposta alla richiesta di maggiore salute e sicurezza. Grazie alla torcia MIG con l'estrazione dei fumi ERGOFRESH, il saldatore e i suoi colleghi possono respirare aria pulita anziché i fumi creati durante il processo di saldatura. L'efficienza dell'estrazione dei fumi per tutti i modelli ERGOFRESH è stata misurata in conformità al nuovo standard ISO 21904. La combinazione dell'ugello del gas ERGOFRESH e dell'ugello di aspirazione è in attesa di brevetto. L'impugnatura della torcia aspirafumo ERGOFRESH è dotata di un coperchio bypass. Il coperchio si trova sotto il pollice del saldatore quando la torcia viene utilizzata con l'impugnatura standard.

ERGOFRESH [de]

Der neue ERGOFRESH ist unsere Antwort auf diese Nachfrage nach mehr Sicherheit. Mit dem ERGOFRESH MIG-Schweißbrenner mit Rauchabsaugung atmen Schweißer und ihre Kollegen saubere Luft und nicht den giftigen Schweißrauch ein. Die Absaugleistung aller ERGOFRESH-Modelle wurde nach der neuen Norm ISO 21904 gemessen. Die Kombination der ERGOFRESH Gasdüse und Absaugdüse ist zum Patent angemeldet. Der ERGOFRESH-Griff ist mit einem Bypass-Deckel ausgestattet. Der Deckel befindet sich unter dem Daumen des Schweißers, wenn er den Brenner in der Hand hält.

ERGOFRESH [fr]

La nouvelle torche ERGOFRESH est notre réponse à cette demande de sécurité accrue. Avec la torche de soudage MIG à extraction de fumée ERGOFRESH, un soudeur et ses collègues respireront un air pur au lieu des fumées générées pendant le processus de soudage. L'efficacité d'extraction de tous les modèles ERGOFRESH a été mesurée conformément à la nouvelle norme ISO 21904. La combinaison de la buse de gaz et de la buse d'aspiration ERGOFRESH est en instance de brevet. La poignée ERGOFRESH est équipée d'un couvercle de dérivation. Le couvercle est situé sous le pouce du soudeur lorsqu'il tient la torche avec la poignée standard.

ERGOFRESH [tr]

Yeni ERGOFRESH, daha yüksek güvenlik talebine verdiğimiz cevaptır. Kaynakçılar ve aynı ortamda bulunan diğer çalışanlar, ERGOFRESH duman tahliye özelliğine sahip MIG torcu sayesinde, kaynak işlemi sırasında ortaya çıkan dumanları değil, temiz havayı solurlar. Tüm ERGOFRESH modellerinin tahliye verimliliği, yeni ISO 21904 standardına göre ölçülmüştür. ERGOFRESH gaz nozulu ve vakum nozulu kombinasyonu patent beklemektedir. ERGOFRESH kabza üzerinde bir baypas kapağı bulunur. Kapak, torcun standart kabza ile kullanılması esnasında kaynakçının başparmağının altındadır.

ERGOFRESH 200G

CE EN60974-7



CODE	↔			
MA4250-030	3 m	10'		1
MA4250-040	4 m	12'		1
MA4250-050	5 m	16.4'		1

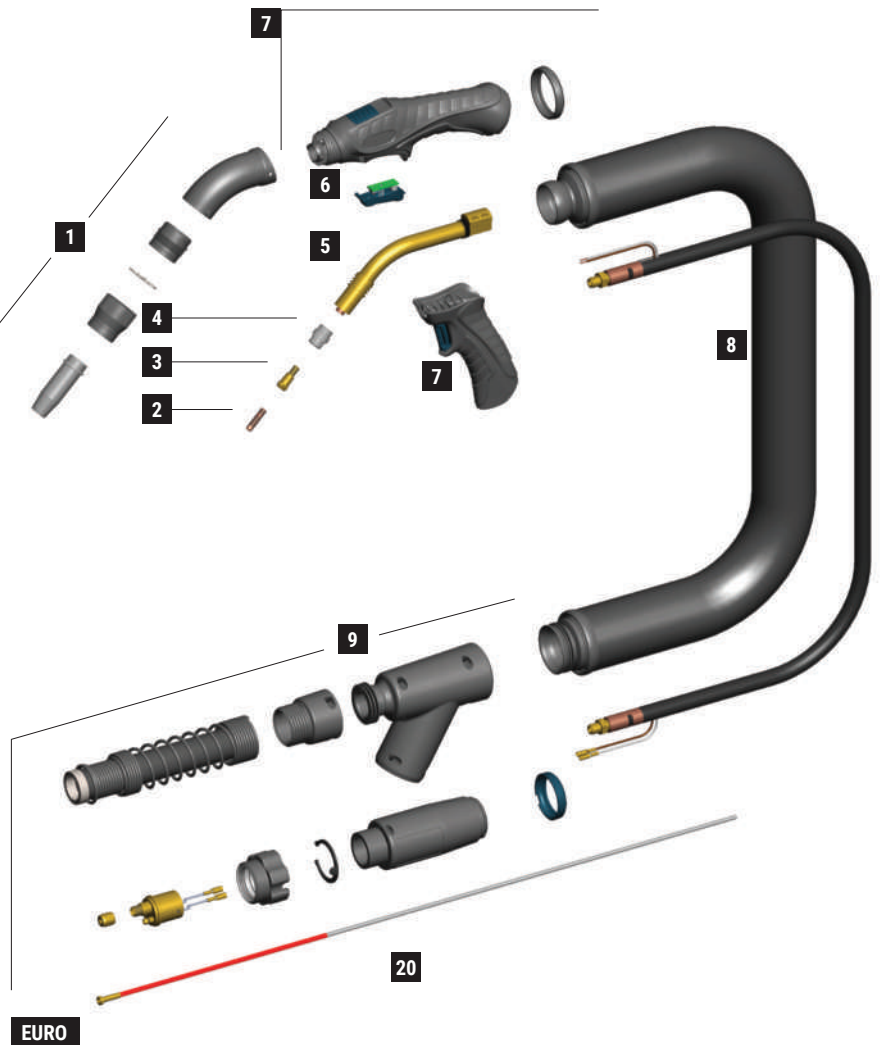
TECHNICAL DATA			
ERGOFRESH 200G			
	1.3 kg	2.87 lb	
	113		
	0,8 ÷ 1,2 mm	.030" ÷ .045"	
	200A CO2 - 180A Mix		
	3 m	4 m	5 m
	48,8 m³/h	48,8 m³/h	48,8 m³/h
	61 m³/h	66 m³/h	66 m³/h
	89%	89%	89%
	2,4 kPa	2,5 kPa	2,7 kPa

MIG *Standard equipment in all torch packages*

<p>PISTOLGRIP</p> <p>MT0566</p>	<p>AIRFLOWMETER</p> <p>MT0590</p>
--	--

SPARE PARTS	OLD	NEW
	MC0601	MC0602-SP
	FB0942	FB0902-SP
	FB0941	FB0900-SP

Replace them all together to update your old torch



	CODE			Ø				REF	
1	MC0602-SP		nozzle	12,5 mm	1/2"	63,5 mm	2" 1/2	-	10
1	FB0902-SP		vacuum nozzle	35 mm	1" 3/8	35 mm	1" 3/8	-	1
1	EA2071		locking spring	33 mm	1" 5/16	-	-	-	3
1	FB0900-SP		locking bush	34 mm	1" 11/32	27 mm	1" 1/16	-	1
1	FB0945		vacuum tube	36,7 mm	1" 7/16	93 mm	3" 21/32	-	1
2	MD0008-78		M6 - CuCrZr	0,8 mm	.030"	25 mm	31/32"	-	20
2	MD0008-80		M6 - CuCrZr	1,0 mm	.040"	25 mm	31/32"	-	20
2	MD0008-82		M6 - CuCrZr	1,2 mm	.045"	25 mm	31/32"	-	20
3	MD0138-00		M6 - brass			26 mm	1" 1/32	142.0003	10
4	ME0084		plastic			20 mm	25/32"	012.0183	10
4	ME0086		silicon			20 mm	25/32"	-	10
4	ME0484		plastic compound high tech			20 mm	25/32"	-	10
4	ME0584		ceramic			20 mm	25/32"	-	10
20	GM0874		red steel liner	1,0 ÷ 1,2 mm	.040" ÷ .045"	3 m	10'	-	1
20	GM0875		red steel liner	1,0 ÷ 1,2 mm	.040" ÷ .045"	4 m	12'	-	1
20	GM0876		red steel liner	1,0 ÷ 1,2 mm	.040" ÷ .045"	5 m	16.4'	-	1

	CODE			
5	MF1523		Ergofresh 200G torch head	1
6	MT0563		trigger kit	1
7	MT0568		handle kit	1
7	MT0566		pistol grip	1
8	MH0820-030		coaxial cable - 3 m / 10'	1
8	MH0820-040		coaxial cable - 4 m / 12'	1
8	MH0820-050		coaxial cable - 5 m / 16.4'	1
8	MQ0127-030		outer cover kit - 3 m / 10'	1
8	MQ0127-040		outer cover kit - 4 m / 12'	1
8	MQ0127-050		outer cover kit - 5 m / 16.4'	1

	CODE			
8	MQ0388-030		spare leather cover kit - Velcro® 3 m / 10'	1
8	MQ0388-040		spare leather cover kit - Velcro® 4 m / 12'	1
8	MQ0388-050		spare leather cover kit - Velcro® 5 m / 16.4'	1
9	MT0569		vacuum box kit	1
9	MT0572		back box spring kit	1
9	MT0570		back box kit Euro - air	1
9	AR0070		EURO connector - air	1
9	BW0020		metal EURO nut	10
9	FA0026		liner nut M10x1	10

STANDARD

ERGOFRESH 350G

CE EN60974-7



CODE	↔			
MA4251-030	3 m	10'		1
MA4251-040	4 m	12'		1
MA4251-050	5 m	16.4'		1

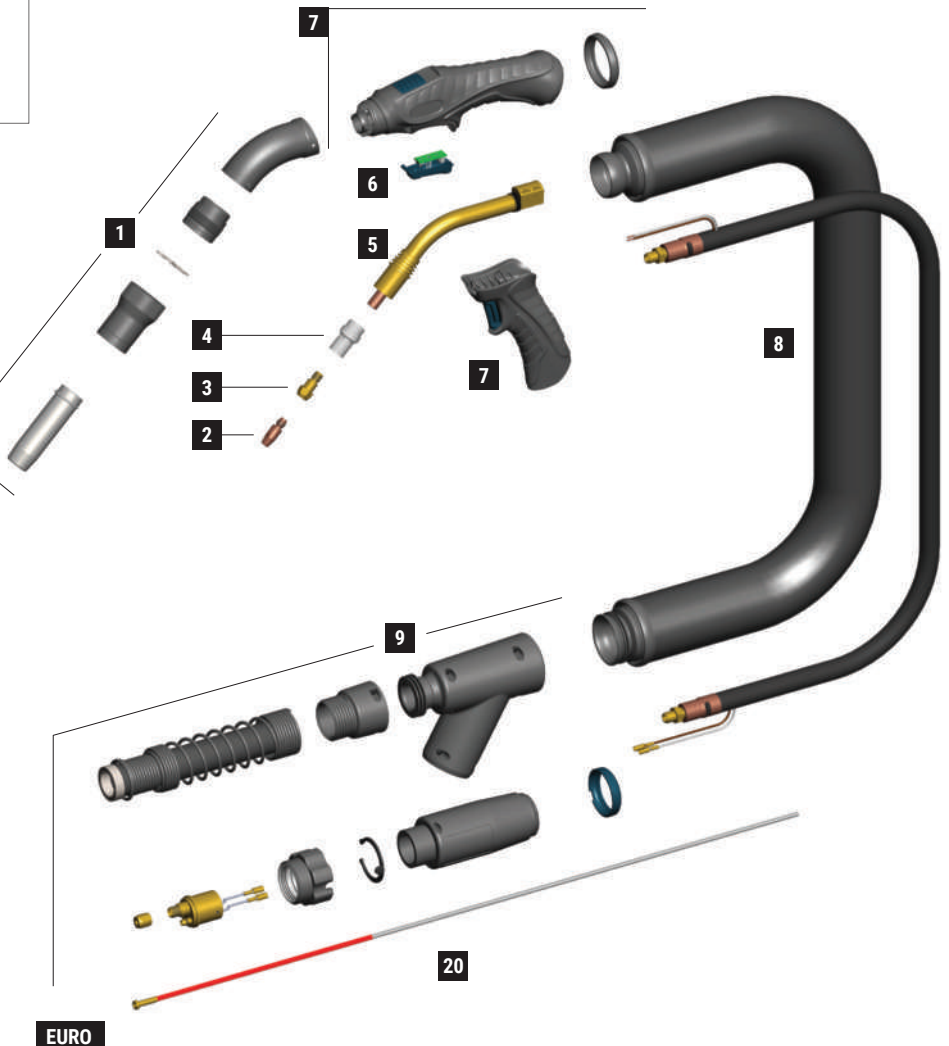
TECHNICAL DATA			
	ERGOFRESH 350G		
	1.8 kg	3.97 lb	
	113		
	0,8 ÷ 1,6 mm	.030" ÷ 1/16"	
	330A CO2 - 300A Mix		
	3 m	4 m	5 m
	44,5 m³/h	44,5 m³/h	44,5 m³/h
	60 m³/h	56 m³/h	60 m³/h
	89%	89%	89%
	2,3 kPa	2,3 kPa	2,6 kPa

MIG *Standard equipment in all torch packages*













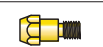
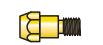







PISTOLGRIP	AIRFLOWMETER
MT0566	MT0590

SPARE PARTS	OLD	NEW
	MC0611	MC0603-SP
	FB0943	FB0903-SP
	FB0940	FB0901-SP

Replace them all together to update your old torch



EURO

	CODE			Ø				REF	
1	MC0603-SP		nozzle	16 mm	5/8"	84 mm	3" 5/16	-	10
1	FB0903-SP		vacuum nozzle	40 mm	1" 9/16	56 mm	2" 7/32	-	1
1	EA2070		locking spring	36,5 mm	1" 7/16	-	-	-	3
1	FB0901-SP		locking bush	36 mm	1" 13/32	30,5 mm	1" 3/16	-	1
1	FB0945		vacuum tube	36,7 mm	1" 7/16	93 mm	3" 21/32	-	1
2	MD0005-78		M8 - CuCrZr	0,8 mm	.030"	30 mm	1"-3/16	-	20
2	MD0005-80		M8 - CuCrZr	1,0 mm	.040"	30 mm	1"-3/16	140.0316	20
2	MD0005-82		M8 - CuCrZr	1,2 mm	.045"	30 mm	1"-3/16	140.0445	20
2	MD0005-84		M8 - CuCrZr	1,4 mm	.052"	30 mm	1"-3/16	140.0536	20
2	MD0005-86		M8 - CuCrZr	1,6 mm	1/16"	30 mm	1"-3/16	140.0590	20
2	MD0005-90		M8 - CuCrZr	2,0 mm	5/64"	30 mm	1"-3/16	140.0656	20
2	MD0005-94		M8 - CuCrZr	2,4 mm	3/32"	30 mm	1"-3/16	-	20
3	MD0063-00		M6 - brass			28 mm	1"-3/32	142.0005	20
3	MD0064-00		M8 - brass			28 mm	1"-3/32	142.0020	20
3	MD0131-00		M6 - brass			32 mm	1"-1/4	142.0011	20
3	MD0132-00		M8 - brass			32 mm	1"-1/4	142.0024	20
4	ME0017		plastic			32,8 mm	1"-9/32	014.0261	10
4	ME0041		plastic			32,8 mm	1"-9/32	014.0021	10
4	ME0417		high-tech plastic			32,8 mm	1"-9/32	-	10
4	ME0517		ceramic			32,8 mm	1"-9/32	014.0023	10
20	GM0874		red steel liner	1,0 ÷ 1,2 mm	.040" ÷ .045"	3 m	10'	-	1
20	GM0875		red steel liner	1,0 ÷ 1,2 mm	.040" ÷ .045"	4 m	12'	-	1
20	GM0876		red steel liner	1,0 ÷ 1,2 mm	.040" ÷ .045"	5 m	16.4'	-	1

	CODE			
5	MF1522		Ergofresh 350G torch head	1
6	MT0563		trigger kit	1
7	MT0568		handle kit	1
7	MT0566		pistol grip	1
8	MH0821-030		coaxial cable - 3 m / 10'	1
8	MH0821-040		coaxial cable - 4 m / 12'	1
8	MH0821-050		coaxial cable - 5 m / 16.4'	1
8	MQ0127-030		outer cover kit - 3 m / 10'	1
8	MQ0127-040		outer cover kit - 4 m / 12'	1
8	MQ0127-050		outer cover kit - 5 m / 16.4'	1

	CODE			
8	MQ0388-030		spare leather cover kit - Velcro® 3 m / 10'	1
8	MQ0388-040		spare leather cover kit - Velcro® 4 m / 12'	1
8	MQ0388-050		spare leather cover kit - Velcro® 5 m / 16.4'	1
9	MT0569		vacuum box kit	1
9	MT0572		back box spring kit	1
9	MT0570		back box kit Euro - air	1
9	AR0070		EURO connector - air	1
9	BW0020		metal EURO nut	10
9	FA0026		liner nut M10x1	10

STANDARD

ERGOFRESH 300W

CE EN60974-7



CODE	↔			
MB2650-030	3 m	10'		1
MB2650-040	4 m	12'		1
MB2650-050	5 m	16.4'		1

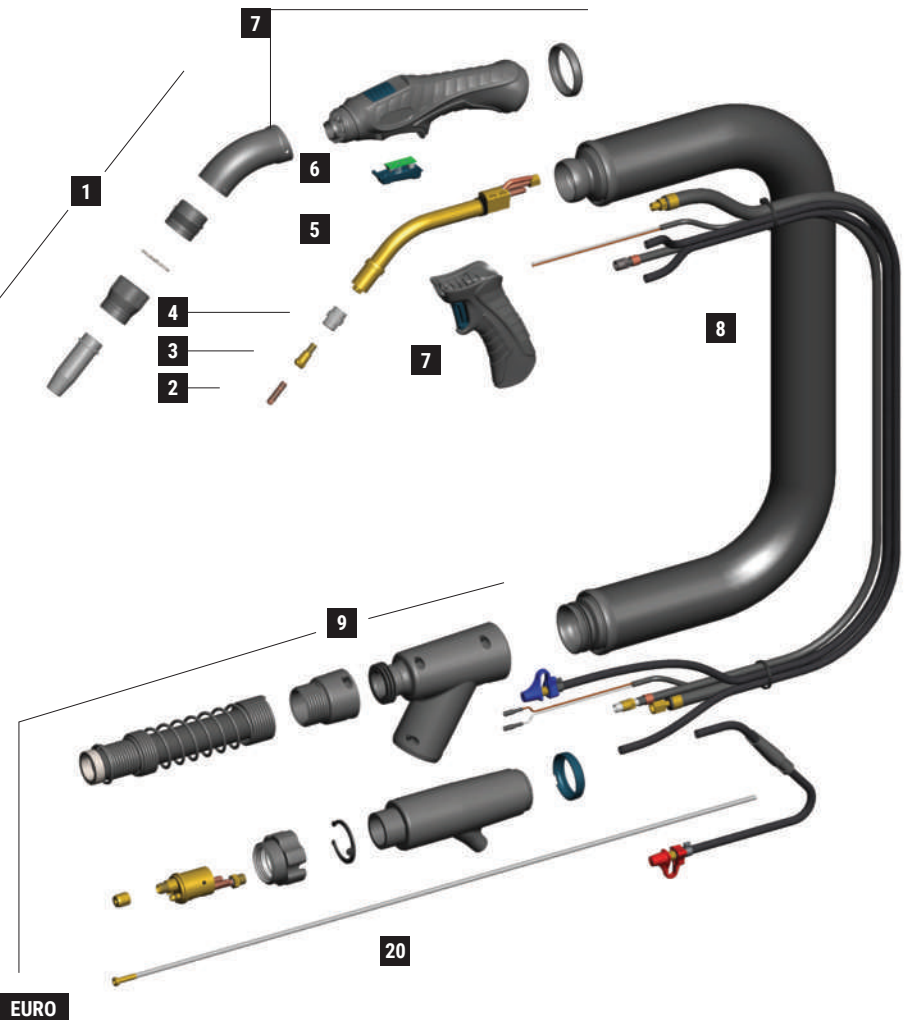
TECHNICAL DATA			
ERGOFRESH 300W			
	1.5 kg	3.31 lb	
V PEAK	113		
	0,8 ÷ 1,2 mm	.030" ÷ .045"	
X 100%	300A CO2 - 250A Mix		
	2 ÷ 4 bar		
	1,6 l/min		
	3 m	4 m	5 m
	48,8 m³/h	48,8 m³/h	48,8 m³/h
	60,6 m³/h	63,4 m³/h	67 m³/h
	90%	90%	90%
	3,4 kPa	3,7 kPa	4,1 kPa

MIG *Standard equipment in all torch packages*

PISTOLGRIP	AIRFLOWMETER
MT0566	MT0590

SPARE PARTS	OLD	NEW
	MC0601	MC0602-SP
	FB0942	FB0902-SP
	FB0941	FB0900-SP

Replace them all together to update your old torch



EURO

	CODE			Ø				REF	
1	MC0602-SP		nozzle	12,5 mm	1/2"	63,5 mm	2" 1/2	-	10
1	FB0902-SP		vacuum nozzle	35 mm	1" 3/8	35 mm	1" 3/8	-	1
1	EA2071		locking spring	33 mm	1" 5/16	-	-	-	3
1	FB0900-SP		locking bush	34 mm	1" 11/32	27 mm	1" 1/16	-	1
1	FB0945		vacuum tube	36,7 mm	1" 7/16	93 mm	3" 21/32	-	1
2	MD0008-78		M6 - CuCrZr	0,8 mm	.030"	25 mm	31/32"	-	20
2	MD0008-80		M6 - CuCrZr	1,0 mm	.040"	25 mm	31/32"	-	20
2	MD0008-82		M6 - CuCrZr	1,2 mm	.045"	25 mm	31/32"	-	20
3	MD0138-00		M6 - brass			26 mm	1" 1/32	142.0003	10
4	ME0084		plastic			20 mm	25/32"	012.0183	10
4	ME0086		silicon			20 mm	25/32"	-	10
4	ME0484		plastic compound high tech			20 mm	25/32"	-	10
4	ME0584		ceramic			20 mm	25/32"	-	10
20	GM0880		uncoated steel liner	1,0 ÷ 1,2 mm	.040" ÷ .045"	3 m	10'	-	1
20	GM0881		uncoated steel liner	1,0 ÷ 1,2 mm	.040" ÷ .045"	4 m	12'	-	1
20	GM0882		uncoated steel liner	1,0 ÷ 1,2 mm	.040" ÷ .045"	5 m	16.4'	-	1

	CODE			
5	MG0293		Ergofresh 300W torch head	1
6	MT0563		trigger kit	1
7	MT0568		handle kit	1
7	MT0566		pistol grip	1
8	MN2015-030		cable assembly - 3 m / 10'	1
8	MN2015-040		cable assembly - 4 m / 12'	1
8	MN2015-050		cable assembly - 5 m / 16.4'	1
8	MQ0127-030		outer cover kit - 3 m / 10'	1
8	MQ0127-040		outer cover kit - 4 m / 12'	1
8	MQ0127-050		outer cover kit - 5 m / 16.4'	1

	CODE			
8	MQ0388-030		spare leather cover kit - Velcro® 3 m / 10'	1
8	MQ0388-040		spare leather cover kit - Velcro® 4 m / 12'	1
8	MQ0388-050		spare leather cover kit - Velcro® 5 m / 16.4'	1
9	MT0569		vacuum box kit	1
9	MT0572		back box spring kit	1
9	MT0571		back box kit Euro - water	1
9	AR0052		EURO connector - water	1
9	BW0020		metal EURO nut	10
9	FA0026		liner nut M10x1	10

STANDARD

ERGOFRESH 500W

CE EN60974-7



CODE	↔			
MB2651-030	3 m	10'		1
MB2651-040	4 m	12'		1
MB2651-050	5 m	16.4'		1

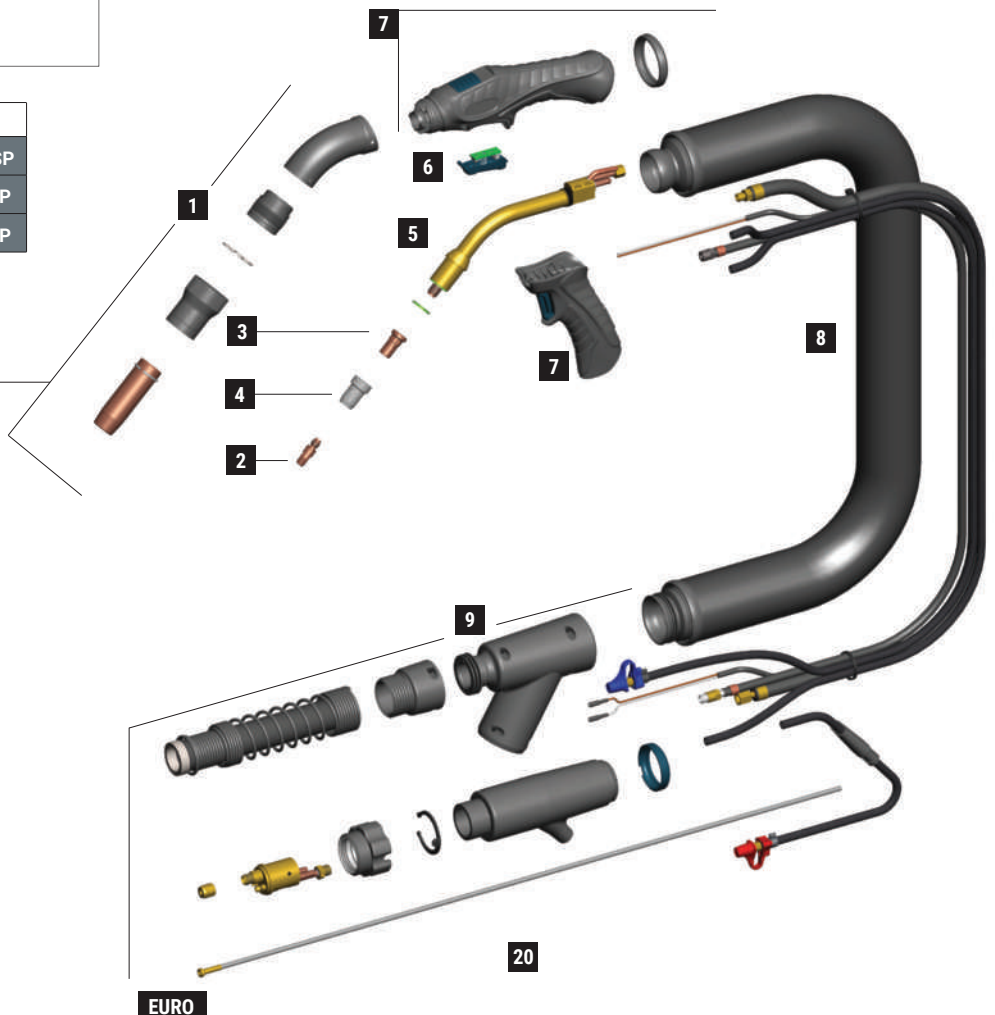
TECHNICAL DATA			
ERGOFRESH 500W			
	1.65 kg 3.64 lb		
	113		
	1,0 ÷ 2,4 mm	.040" ÷ 3/32"	
	500A CO2 - 450A Mix		
	2 ÷ 4 bar		
	1,6 l/min		
	3 m	4 m	5 m
	42m³/h	42 m³/h	42 m³/h
	54,2 m³/h	54 m³/h	56,8 m³/h
	90%	90%	90%
	2,8 kPa	2,9 kPa	3,5 kPa

MIG *Standard equipment in all torch packages*




PISTOLGRIP	AIRFLOWMETER
MT0566	MT0590

SPARE PARTS	OLD	NEW
	MC0621	MC0604-SP
	FB0944	FB0904-SP
	FB0940	FB0901-SP

Replace them all together to update your old torch



	CODE			Ø				REF	
1	MC0604-SP		nozzle	16 mm	5/8"	76 mm	3"	-	10
1	FB0904-SP		vacuum nozzle	40 mm	1" 9/16	50 mm	1" 31/32	-	1
1	EA2070		locking spring	36,5 mm	1" 7/16	-	-	-	3
1	FB0901-SP		locking bush	36 mm	1" 13/32	30,5 mm	1" 3/16	-	1
1	FB0945		vacuum tube	36,7 mm	1" 7/16	93 mm	3" 21/32	-	1
2	MD0005-80		M8 - CuCrZr	1,0 mm	.040"	30 mm	1"-3/16	140.0316	20
2	MD0005-82		M8 - CuCrZr	1,2 mm	.045"	30 mm	1"-3/16	140.0445	20
2	MD0005-84		M8 - CuCrZr	1,4 mm	.052"	30 mm	1"-3/16	140.0536	20
2	MD0005-86		M8 - CuCrZr	1,6 mm	1/16"	30 mm	1"-3/16	140.0590	20
3	ME0076		M8 - brass			25 mm	31/32"	-	10
3	ME0083		M8 - brass			29 mm	1"-5/32	-	10
3	ME0390		M8 - copper			25 mm	31/32"	-	10
4	ME0074		plastic			28 mm	1"-3/32	-	10
4	ME0079		plastic			29 mm	1"-5/32	300029	10
4	ME0479		high-tech plastic			28 mm	1"-3/32	-	10
4	ME0579		ceramic	16 mm	5/8"	28 mm	1"-3/32	-	10
20	GM0886		uncoated steel liner	1,2 ÷ 1,6 mm	.045" ÷ 1/16"	3 m	10'	-	1
20	GM0887		uncoated steel liner	1,2 ÷ 1,6 mm	.045" ÷ 1/16"	4 m	12'	-	1
20	GM0888		uncoated steel liner	1,2 ÷ 1,6 mm	.045" ÷ 1/16"	5 m	16.4'	-	1

	CODE			
5	FB1278		insulator	10
5	MG0292		Ergofresh 500W torch head	1
6	MT0563		trigger kit	1
7	MT0568		handle kit	1
7	MT0566		pistol grip	1
8	MN2015-030		cable assembly - 3 m / 10'	1
8	MN2015-040		cable assembly - 4 m / 12'	1
8	MN2015-050		cable assembly - 5 m / 16.4'	1
8	MQ0127-030		outer cover kit - 3 m / 10'	1
8	MQ0127-040		outer cover kit - 4 m / 12'	1
8	MQ0127-050		outer cover kit - 5 m / 16.4'	1

	CODE			
8	MQ0388-030		spare leather cover kit - Velcro® 3 m / 10'	1
8	MQ0388-040		spare leather cover kit - Velcro® 4 m / 12'	1
8	MQ0388-050		spare leather cover kit - Velcro® 5 m / 16.4'	1
9	MT0569		vacuum box kit	1
9	MT0572		back box spring kit	1
9	MT0571		back box kit Euro - water	1
9	AR0052		EURO connector - water	1
9	BW0020		metal EURO nut	10
9	FA0026		liner nut M10x1	10

STANDARD

ERGOFRESH 555W

CE EN60974-7

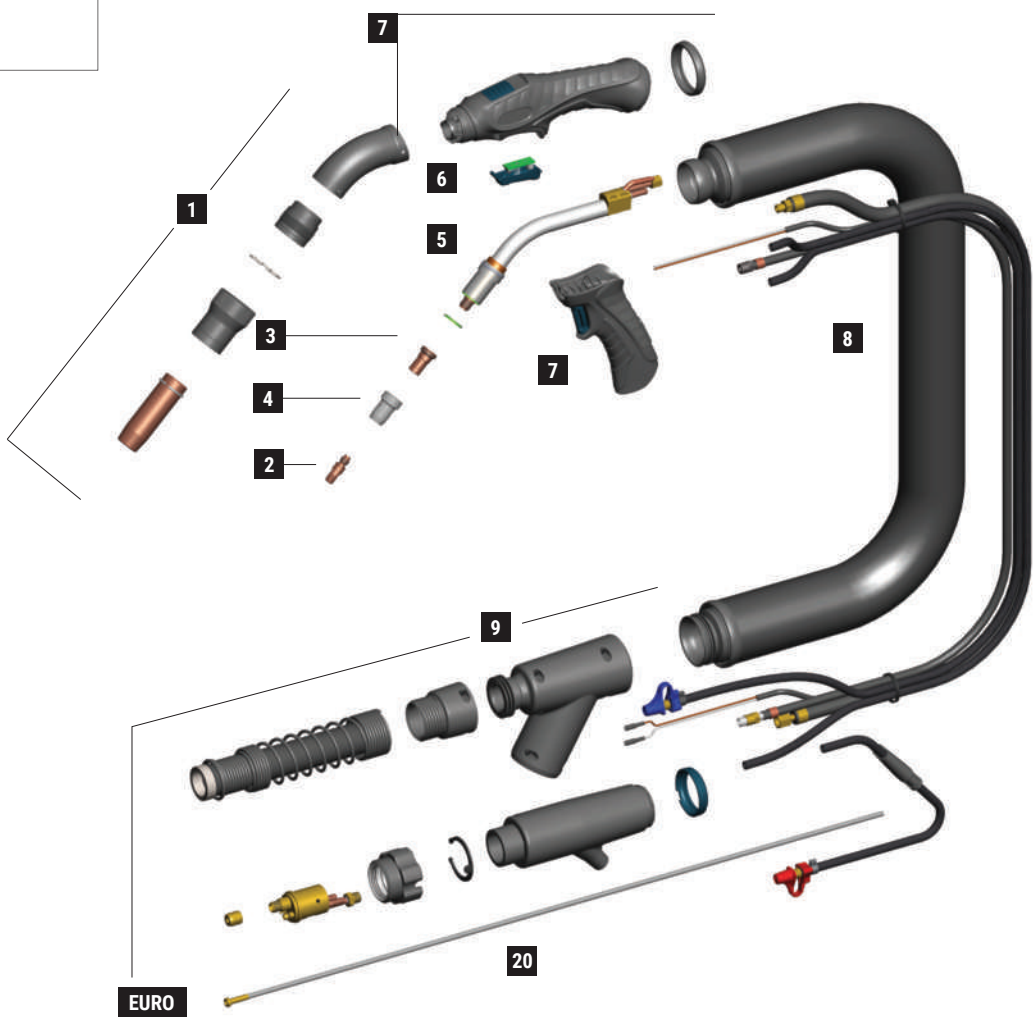


CODE	↔			
MB2652-030	3 m	10'		1
MB2652-040	4 m	12'		1
MB2652-050	5 m	16.4'		1

TECHNICAL DATA				
ERGOFRESH 555W				
	1.65 kg		3.64 lb	
	113			
V PEAK	113			
	1,0 ÷ 2,4 mm	.040" ÷ 3/32"		
X 100%	550A CO2 - 500A Mix			
	2 ÷ 4 bar			
	1,6 l/min			
	3 m	4 m	5 m	
	ISO 21904-1	42m³/h	42 m³/h	42 m³/h
	ISO 21904-1	54,6 m³/h	54,8 m³/h	55,6 m³/h
	ISO 21904-3	90%	90%	90%
	DIFF	3,2 kPa	3,3 kPa	3,5 kPa

MIG Standard equipment in all torch packages

<p>PISTOLGRIP</p> <p>MT0566</p>	<p>AIRFLOWMETER</p> <p>MT0590</p>
--	--



EURO

	CODE			Ø				REF	
1	MC0604-SP		nozzle	16 mm	5/8"	76 mm	3"	-	10
1	FB0904-SP		vacuum nozzle	40 mm	1" 9/16	50 mm	1" 31/32	-	1
1	EA2070		locking spring	36,5 mm	1" 7/16	-	-	-	3
1	FB0901-SP		locking bush	36 mm	1" 13/32	30,5 mm	1" 3/16	-	1
1	FB0945		vacuum tube	36,7 mm	1" 7/16	93 mm	3" 21/32	-	1
2	MD0005-80		M8 - CuCrZr	1,0 mm	.040"	30 mm	1"-3/16	140.0316	20
2	MD0005-82		M8 - CuCrZr	1,2 mm	.045"	30 mm	1"-3/16	140.0445	20
2	MD0005-84		M8 - CuCrZr	1,4 mm	.052"	30 mm	1"-3/16	140.0536	20
2	MD0005-86		M8 - CuCrZr	1,6 mm	1/16"	30 mm	1"-3/16	140.0590	20
3	ME0400		M8 - brass			25 mm	31/32	-	10
3	ME0402		M8 - copper			25 mm	31/32"	-	10
4	ME0074		plastic			28 mm	1"-3/32	-	10
4	ME0079		plastic			29 mm	1"-5/32	300029	10
4	ME0479		high-tech plastic			28 mm	1"-3/32	-	10
4	ME0579		ceramic	16 mm	5/8"	28 mm	1"-3/32	-	10
20	GM0886		uncoated steel liner	1,2 ÷ 1,6 mm	.045" ÷ 1/16"	3 m	10'	-	1
20	GM0887		uncoated steel liner	1,2 ÷ 1,6 mm	.045" ÷ 1/16"	4 m	12'	-	1
20	GM0888		uncoated steel liner	1,2 ÷ 1,6 mm	.045" ÷ 1/16"	5 m	16.4'	-	1

	CODE			
	MT0213-SP		repairing kit for torch head	10
5	FB1278		insulator	10
5	MG0294-SP		Ergofresh 500W torch head	1
6	MT0563		trigger kit	1
7	MT0568		handle kit	1
7	MT0566		pistol grip	1
8	MN2015-030		cable assembly - 3 m / 10'	1
8	MN2015-040		cable assembly - 4 m / 12'	1
8	MN2015-050		cable assembly - 5 m / 16.4'	1
8	MQ0127-030		outer cover kit - 3 m / 10'	1
8	MQ0127-040		outer cover kit - 4 m / 12'	1
8	MQ0127-050		outer cover kit - 5 m / 16.4'	1

	CODE			
8	MQ0388-030		spare leather cover kit - Velcro® 3 m / 10'	1
8	MQ0388-040		spare leather cover kit - Velcro® 4 m / 12'	1
8	MQ0388-050		spare leather cover kit - Velcro® 5 m / 16.4'	1
9	MT0569		vacuum box kit	1
9	MT0572		back box spring kit	1
9	MT0571		back box kit Euro - water	1
9	AR0052		EURO connector - water	1
9	BW0020		metal EURO nut	10
9	FA0026		liner nut M10x1	10

STANDARD


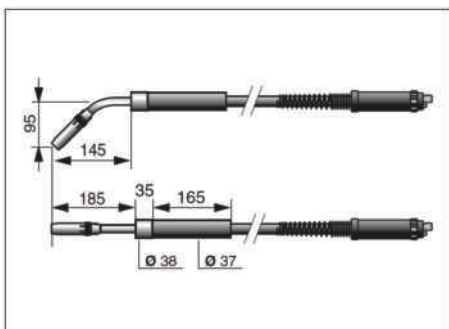
AUTOPLUS 36

CE EN60974-7



CODE	↔		📄	🔌	📦
MA0574	3 m	10'	45°	 EURO	1
MA0577	3 m	10'	0°		1

TECHNICAL DATA		
AUTOPLUS 36		
	0,9 kg	1.98 lb
	113	
V PEAK	113	
	0,8 ÷ 1,6 mm	.030" ÷ 1/16"
X 60%	340A CO2 - 320A Mix	




	CODE			Ø				REF	
1	MC0026		nozzle - 2,5 mm thickness	12 mm	1/2"	84 mm	3"-5/16	145.0126	10
1	MC0027		nozzle - 2,5 mm thickness	16 mm	5/8"	84 mm	3"-5/16	145.0078	10
1	MC0028		nozzle - 2,5 mm thickness	19 mm	3/4"	84 mm	3"-5/16	145.0045	10
1	MC0109		nozzle - 2,5 mm thickness	17 mm	21/32"	84 mm	3"-5/16	-	10
1	MC0110		nozzle - 2,5 mm thickness	20 mm	25/32"	90 mm	3"-17/32	145.0172	10
1	MC0440		nozzle - 2 mm thickness	16 mm	5/8"	84 mm	3"-5/16		10
1	MC0527		quick release nozzle - 2,5 mm thickness	16 mm	5/8"	84 mm	3"-5/16	-	10
1	MC0540		quick release light nozzle - 2 mm thickness	16 mm	5/8"	84 mm	3"-5/16	-	10
2	MD0009-76		M6 - CuCrZr	0,6 mm	.023"	28 mm	1"-3/32	-	20
2	MD0009-78		M6 - CuCrZr	0,8 mm	.030"	28 mm	1"-3/32	140.0054	20
2	MD0009-80		M6 - CuCrZr	1,0 mm	.040"	28 mm	1"-3/32	140.0245	20
2	MD0009-82		M6 - CuCrZr	1,2 mm	.045"	28 mm	1"-3/32	140.0382	20
2	MD0009-84		M6 - CuCrZr	1,4 mm	.052"	28 mm	1"-3/32	-	20
2	MD0009-86		M6 - CuCrZr	1,6 mm	1/16"	28 mm	1"-3/32	-	20
3	MD0063-00			M6 - brass			28 mm	1"-3/32	142.0005
3	MD0064-00		M8 - brass			28 mm	1"-3/32	142.0020	20
3	MD0131-00		M6 - brass			32 mm	1"-1/4	142.0011	20
3	MD0132-00		M8 - brass			32 mm	1"-1/4	142.0024	20
4	ME0017		plastic			32,8 mm	1"-9/32	014.0261	10
4	ME0041		plastic			32,8 mm	1"-9/32	014.0021	10
4	ME0417		high-tech plastic			32,8 mm	1"-9/32	-	10
4	ME0517		ceramic			32,8 mm	1"-9/32	014.0023	10
20	GM0540		yellow steel liner	1,2 ÷ 1,6 mm	.045" ÷ 1/16"	3 m	10'	124.0041	1

	CODE			
5	MF0077		Autoplus 36 torch head - 45°	1
5	MF0078		Autoplus 36 torch head - 0°	1
7	MP0125		handle	1
8	MH0120		coaxial cable - 3 m / 10'	1

	CODE			
9	AR0070		EURO connector - air	1
9	BW0020		metal EURO nut	10
9	FA0026		liner nut M10x1	10
9	MT0229		Back box kit EURO	1

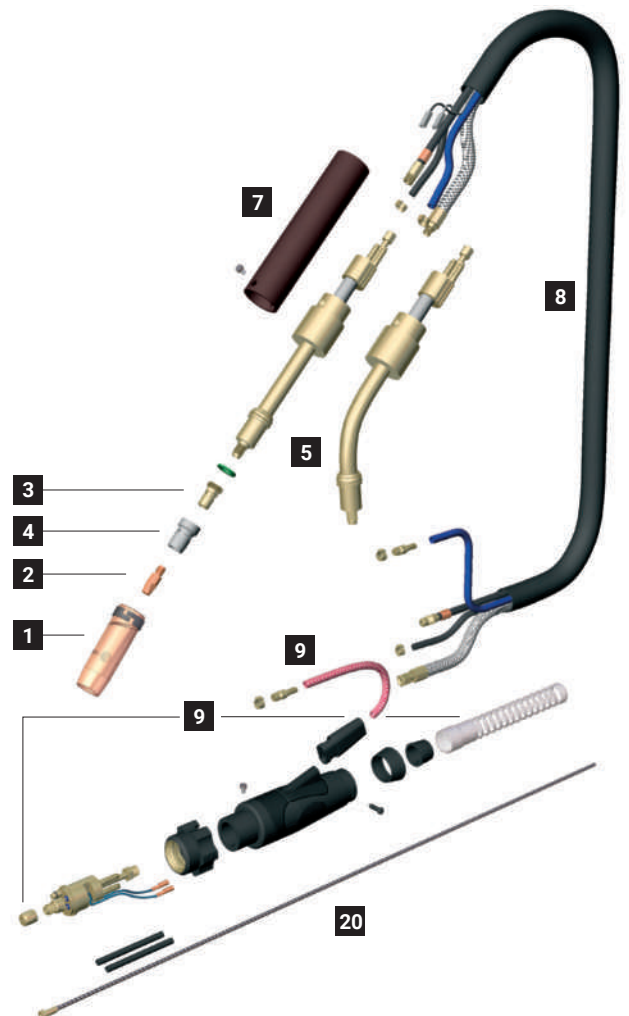
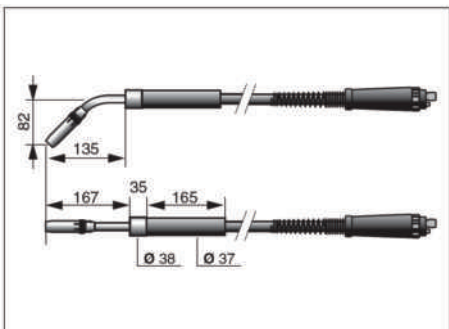
AUTOPLUS 500

CE EN60974-7



CODE	↔		📄	🔌	📦
MB0560	1,5 m	5'	0°	 EURO	1
MB0561	1,5 m	5'	50°		1
MB0562	3 m	10'	50°		1
MB0565	3 m	10'	0°		1

TECHNICAL DATA	
	AUTOPLUS 500
	1,1 kg 2.43 lb
V PEAK	113
	1,0 ÷ 2,4 mm .040" ÷ 3/32"
X 100%	500A CO ₂ - 450A Mix
	2÷4 bar
	1,6 l/min



	CODE			Ø		↔		REF	
1	MC0268		nozzle - 2,5 mm thickness	16 mm	5/8"	76 mm	3"	145.0085	10
1	MC0276		nozzle - 2 mm thickness	16 mm	5/8"	76 mm	3"	145.0085	10
1	MC0290		nozzle - 2,5 mm thickness	14 mm	9/16"	76 mm	3"	145.0132	10
1	MC0291		nozzle - 2,5 mm thickness	20 mm	25/32"	76 mm	3"	145.0051	10
1	MC0292		nozzle - 2,5 mm thickness	15 mm	19/32"	76 mm	3"	-	10
1	MC0293		nozzle - 2,5 mm thickness	20 mm	25/32"	82 mm	3-7/32"	145.0179	10
1	MC0340		heavy duty nozzle - 3 mm thickness	16 mm	5/8"	76 mm	3"		10
1	MC0568		quick release nozzle - 2,5 mm thickness	16 mm	5/8"	76 mm	3"	-	10
1	MC0576		quick release light nozzle - 2 mm thickness	16 mm	5/8"	76 mm	3"	-	10
2	MD0005-80		M8 - CuCrZr	1,0 mm	.040"	30 mm	1"-3/16	140.0316	20
2	MD0005-82		M8 - CuCrZr	1,2 mm	.045"	30 mm	1"-3/16	140.0445	20
2	MD0005-84		M8 - CuCrZr	1,4 mm	.052"	30 mm	1"-3/16	140.0536	20
2	MD0005-86		M8 - CuCrZr	1,6 mm	1/16"	30 mm	1"-3/16	140.0590	20
2	MD0005-90		M8 - CuCrZr	2,0 mm	5/64"	30 mm	1"-3/16	140.0656	20
3	ME0076		M8 - brass			25 mm	31/32"	-	10
3	ME0081		M6 - brass			25 mm	31/32"	-	10
3	ME0083		M8 - brass			29 mm	1"-5/32	-	10
3	ME0390		M8 - copper			25 mm	31/32"	-	10
4	ME0074		plastic			28 mm	1"-3/32	-	10
4	ME0079		plastic			29 mm	1"-5/32	300029	10
4	ME0479		high-tech plastic			28 mm	1"-3/32	-	10
4	ME0579		ceramic	16 mm	5/8"	28 mm	1"-3/32	-	10
20	GM0530		uncoated steel liner	1,2 ÷ 1,6 mm	.045" ÷ 1/16"	3 m	10'		1

	CODE			
5	FB1278		insulator	10
5	MG0061		Autoplus 500 torch head - 50°	1
5	MG0062		Autoplus 500 torch head - 0°	1
7	MP0125		handle	1
8	MN1005		cable assembly - 1,5 m / 5'	1

	CODE			
8	MN1015		cable assembly - 3 m / 10'	1
9	AR0052		EURO connector	1
9	BW0020		metal EURO nut	10
9	FA0026		liner nut M10x1	10
9	MT0101		Back box kit	1

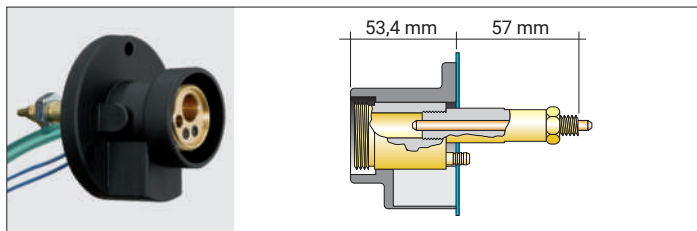
	CODE	↔
8b	QB0072	3 m / 10'
8c	QB0080	3 m / 10'
8d	QB0076	3 m / 10'
8e	QA0019	3 m / 10'
8f	MQ0205	3 m / 10'

EURO CONNECTORS

MACHINE SIDE

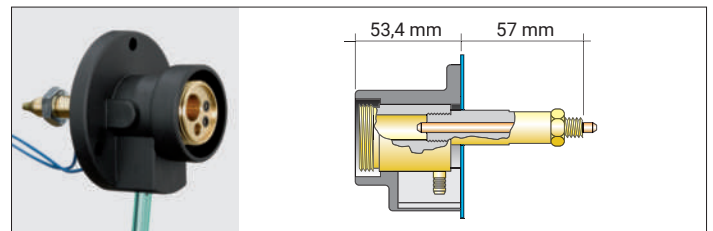


EURO AXIAL



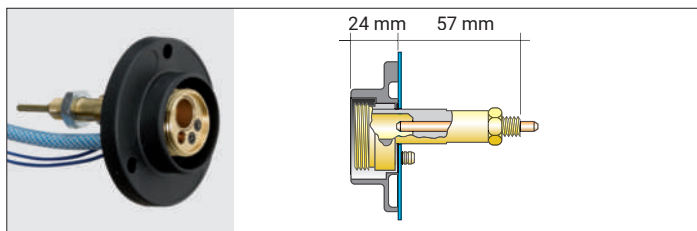
CODE			
AT0001		Euro axial	1
AM0053		brass guide 27 mm M12x1	5
AM3001		capillary tube 88 mm	10
AM6000		axial Euro body (f)	1
BW0010		Euro housing	10
EA0072		nut M12	50

EURO RADIAL



CODE			
AT0002		Euro radial	1
AM0053		brass guide 27 mm M12x1	5
AM3001		capillary tube 88 mm	10
AM6001		radial Euro body (f)	1
BW0010		Euro housing	10
EA0072		nut M12	50

MINI EURO




CODE			
AT0004		Mini Euro	1
AM3109		capillary tube 60 mm	10
BW0230		Mini Euro housing	10
EA0072		nut M12	50
AM6103		Mini Euro body (f)	1


CODE			
AM0034		brass guide 46 mm M12x1	5
AM0035		brass guide 15 mm M12x1	5
AM0038		brass guide 39 mm M12x1	5
AM0065		brass guide 35,5 mm M12x1	5
AM3013		capillary tube 101 mm	10
AM3014		capillary tube 200 mm	10
AM3018		capillary tube 131 mm	10
AM3065		capillary tube 124 mm	10
AM9001		current clamp	1
BW0014		Euro housing 2 holes	10
BW0264		Mini Euro housing	10
EA0073		nut M12x1	50
EA0094		Washer 2 mm	10

EURO CONNECTORS

TORCH SIDE




EURO CONNECTOR




CODE			
AR0052		EURO connector	1
BX0702		spring pin	
FA0026		liner nut M10x1	10

EURO CONNECTOR




CODE			
AR0054		EURO connector	1
BX0700		spring pin	10
FA0026		liner nut M10x1	10

EURO CONNECTOR - SHORT



CODE			
AR0070		EURO connector - air	1
BX0700		spring pin	10
FA0026		liner nut M10x1	10

EURO-TW CONNECTOR



CODE			
AR0083		EURO-TW connector	1
BX0700		spring pin	10
FA0027		liner nut M11x1	10

CODE			
BW0018		Euro nut plastic	10
BW0020		metal EURO nut	10
EA0018		screw M4X6	
EA0128		O-ring Ø 4x1 mm	10

KITS FOR 5/8-18 UNF CONNECTOR

Complete connection kits for machines with American-type connections.
Kits to be assembled on torches with 5/8-18 UNF connectors.



"L" LINCOLN® COMPLETE CONNECTION KIT

CODE		
AR0172		"L" Lincoln® complete connection Kit

Suitable for Lincoln® Wire Feeders and machines SP150, SP200, LN7, LN8, LN25, LN742, Synergic 7, LN10, DH10 and for LF-72 and LF-74 Wire Feeders

"L4" LINCOLN® COMPLETE CONNECTION KIT

CODE		
AR0176		"L4" Lincoln® complete connection Kit

Suitable for Lincoln® SP140T and SP180T

"L1" LINCOLN® COMPLETE CONNECTION KIT

CODE		
AR0179		"L1" Lincoln® complete connection Kit

Suitable for Lincoln SP140C and SP180C

TWECO® 1-4 COMPLETE CONNECTION KIT

CODE		
AR0170		Tweco® 1-4 complete connection Kit

"L2" LINCOLN® COMPLETE CONNECTION KIT

CODE		
AR0177		"L2" Lincoln® complete connection Kit

Suitable for Lincoln® Powermig and Wirematic systems

TWECO® 5 COMPLETE CONNECTION KIT

CODE		
AR0171		Tweco® 5 complete connection Kit

Only for Tweco® 5

"L3" LINCOLN® COMPLETE CONNECTION KIT

CODE		
AR0178		"L3" Lincoln® complete connection Kit

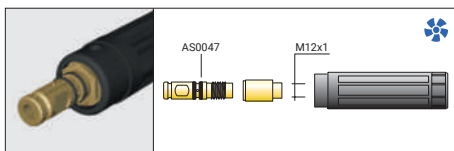
Suitable for Lincoln® Wire Feeders: LF-72, LF-74, Power Feed® M10M, LN-10, DH10, STT-10, LN-15, Power Feed® M15, LN-25 Pro, Power Feed® 25M

"M" MILLER® COMPLETE CONNECTION KIT

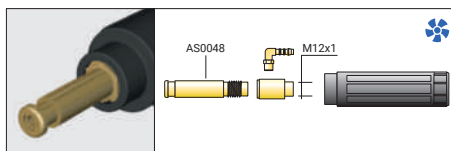
CODE		
AR0173		"M" Miller® complete connection Kit

Suitable for most Miller® Wire Feeders and compact welding machines

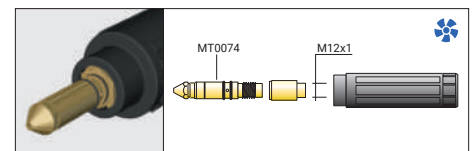
CONNECTORS



CODE		
AR0130	Tweco® 1/4 connector (m)	1



CODE		
AR0134	Lincoln® connector (m)	1



CODE		
AR0135	Miller® connector (m)	1

ADAPTORS




CODE		→	
AS0007		Tweco® 2-3-4 → Euro	1
AS0015		Euro → Cea®	1
AS0018		Euro → Sinco®	1
AS0019		Euro → Tweco® 2-3-4	1

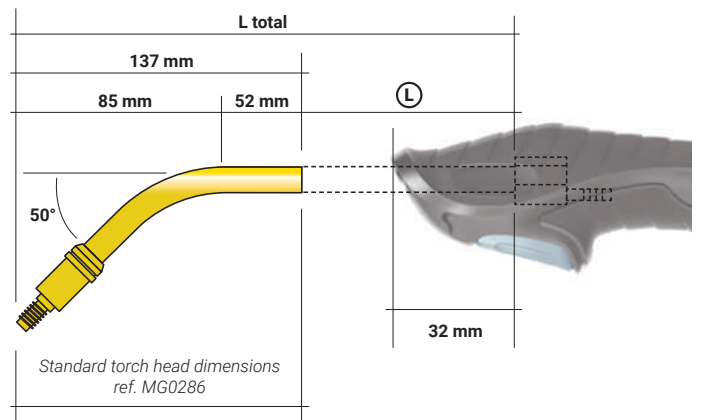
CODE		→	
AS0023		Euro → Cem	1
AS0024		Euro → Esab®	1
AS0062		Euro → Miller®	1

MIG SPECIAL TORCH HEADS

ERGOPLUS 500



CODE	L total	Ⓛ	
MG0282-10	237 mm	100 mm	ERGOPLUS 500
MG0282-16	297 mm	160 mm	
MG0282-30	437 mm	300 mm	
MG0282-50	637 mm	500 mm	
MG0282-70	837 mm	700 mm	



MIG LINERS

Coated steel liners































CODE						COLOR	Ø INT	Ø NO COVER	Ø EXT			REF	
GM0218		3 m	10'	0,6 ÷ 1,0 mm	.023" ÷ .040"		1,4 mm	4 mm	4,6 mm	MS0047 - Euro	TOPS 100 TOPS 140V		1
GM0011		5 m	16.4'	0,6 ÷ 0,9 mm	.023" ÷ .035"		1,4 mm	4 mm	4,6 mm	MS0005 - Euro / Tweco®	TMAX 300 HD TMAX 400 TMAX 500 MAXI 150 MAXI 250 MAXI 350 MAXI 450	42-3035-15	1
GM0012		5 m	16.4'	1,0 ÷ 1,2 mm	.040" ÷ .045"		2,0 mm	4 mm	4,6 mm	MS0005 - Euro / Tweco®		42-4045-15	1
GM0013		5 m	16.4'	1,2 ÷ 1,6 mm	.045" ÷ 1/16"		2,2 mm	4,6 mm	5,2 mm	MS0006 - Euro / Tweco®		44-116-15	1
GM0221		4,6 m	15'	1,6 ÷ 2,0 mm	1/16" ÷ 5/64"		2,4 mm	4,6 mm	5,2 mm	MS0006 - Euro / Tweco®			1
GM0226		4,6 m	15'	0,9 ÷ 1,2 mm	.035" ÷ .045"		1,9 mm	4,6 mm	5,2 mm	MS0006 - Euro / Tweco®			1
GM0500		3 m	10'	0,6 ÷ 0,9 mm	.023" ÷ .035"		1,4 mm	4 mm	4,6 mm	MS0007 - Euro	TMAX 3001 TMAX 4001 TMAX 5001 MAXI 4000 MAXI 6000 PLUS 14 PLUS 15 PLUS 24 PLUS 25 PLUS 26 PLUS 36 PLUS 600	124.0011	1
GM0501		4 m	12'	0,6 ÷ 0,9 mm	.023" ÷ .035"		1,4 mm	4 mm	4,6 mm	MS0007 - Euro		124.0012	1
GM0502		5 m	16.4'	0,6 ÷ 0,9 mm	.023" ÷ .035"		1,4 mm	4 mm	4,6 mm	MS0007 - Euro		124.0015	1
GM0510		3 m	10'	1,0 ÷ 1,2 mm	.040" ÷ .045"		2 mm	4 mm	4,6 mm	MS0007 - Euro		124.0026	1
GM0511		4 m	12'	1,0 ÷ 1,2 mm	.040" ÷ .045"		2 mm	4 mm	4,6 mm	MS0007 - Euro		124.0031	1
GM0512		5 m	16.4'	1,0 ÷ 1,2 mm	.040" ÷ .045"		2 mm	4 mm	4,6 mm	MS0007 - Euro		124.0035	1
GM0540		3 m	10'	1,2 ÷ 1,6 mm	.045" ÷ 1/16"		2,4 mm	4,2 mm	4,7 mm	MS0007 - Euro		124.0041	1
GM0541		4 m	12'	1,2 ÷ 1,6 mm	.045" ÷ 1/16"		2,4 mm	4,2 mm	4,7 mm	MS0007 - Euro		124.0042	1
GM0542		5 m	16.4'	1,2 ÷ 1,6 mm	.045" ÷ 1/16"		2,4 mm	4,2 mm	4,7 mm	MS0007 - Euro		124.0044	1
GM0006		4 m	12'	1,2 ÷ 1,6 mm	.045" ÷ 1/16"		2,2 mm	4,6 mm	5,2 mm	MS0008 - Euro			1
GM0574		3 m	10'	1,6 ÷ 2,4 mm	1/16" ÷ 3/32"		3 mm	4,5 mm	5,2 mm	MS0046 - Euro			1
GM0575		4 m	12'	1,6 ÷ 2,4 mm	1/16" ÷ 3/32"		3 mm	4,5 mm	5,2 mm	MS0046 - Euro			1
GM0576		5 m	16.4'	1,6 ÷ 2,4 mm	1/16" ÷ 3/32"		3 mm	4,5 mm	5,2 mm	MS0046 - Euro			1
GM0519		8 m	26'	1,0 ÷ 1,2 mm	.040" ÷ .045"		2 mm	4 mm	4,6 mm	MS0007 - Euro		PUSH PULL 36 PUSH PULL 400	
GM0543		8 m	26'	1,2 ÷ 1,6 mm	.045" ÷ 1/16"		2,4 mm	4,2 mm	4,7 mm	MS0007 - Euro			1

MIG LINERS


Uncoated steel liners












CODE		↔		∅		COLOR	∅ INT	∅ NO COVER	∅ EXT			REF	
		m	10'	0,6 ÷ 0,9 mm	.023" ÷ .035"								
GM0522		3 m	10'	0,6 ÷ 0,9 mm	.023" ÷ .035"		1,4 mm		4 mm	MS0007 - Euro	PLUS 240 PLUS 400 PLUS 500 PLUS 555 PLUS 505 PLUS 600 PLUS 601		1
GM0523		4 m	12'	0,6 ÷ 0,9 mm	.023" ÷ .035"		1,4 mm		4 mm	MS0007 - Euro			1
GM0524		5 m	16.4'	0,6 ÷ 0,9 mm	.023" ÷ .035"		1,4 mm		4 mm	MS0007 - Euro			1
GM0526		3 m	10'	1,0 ÷ 1,2 mm	.040" ÷ .045"		2 mm		4,5 mm	MS0007 - Euro			1
GM0527		4 m	12'	1,0 ÷ 1,2 mm	.040" ÷ .045"		2 mm		4,5 mm	MS0007 - Euro			1
GM0528		5 m	16.4'	1,0 ÷ 1,2 mm	.040" ÷ .045"		2 mm		4,5 mm	MS0007 - Euro			1
GM0530		3 m	10'	1,2 ÷ 1,6 mm	.045" ÷ 1/16"		2,5 mm		4,5 mm	MS0007 - Euro			1
GM0531		4 m	12'	1,2 ÷ 1,6 mm	.045" ÷ 1/16"		2,5 mm		4,5 mm	MS0007 - Euro			1
GM0532		5 m	16.4'	1,2 ÷ 1,6 mm	.045" ÷ 1/16"		2,5 mm		4,5 mm	MS0007 - Euro			1
GM0534		3 m	10'	1,6 ÷ 2,4 mm	1/16" ÷ 3/32"		3 mm		4,5 mm	MS0045 - Euro			1
GM0535		4 m	12'	1,6 ÷ 2,4 mm	1/16" ÷ 3/32"		3 mm		4,5 mm	MS0045 - Euro			1
GM0536		5 m	16.4'	1,6 ÷ 2,4 mm	1/16" ÷ 3/32"		3 mm		4,5 mm	MS0045 - Euro			1

HIGH SLIDING MIG LINERS


Uncoated steel liners



CODE		↔		∅		COLOR	∅ INT	∅ EXT		
		m	10'	1,0 ÷ 1,2 mm	.040" ÷ .045"					
GM0850	inner Teflon® liner	3 m	10'	1,0 ÷ 1,2 mm	.040" ÷ .045"		2 mm	4,2 mm	MS0005 - Euro / Tweco®	1
GM0851	inner Teflon® liner	4 m	12'	1,0 ÷ 1,2 mm	.040" ÷ .045"		2 mm	4,2 mm	MS0005 - Euro / Tweco®	1
GM0852	inner Teflon® liner	5 m	16.4'	1,0 ÷ 1,2 mm	.040" ÷ .045"		2 mm	4,2 mm	MS0005 - Euro / Tweco®	1
GM0860	inner Teflon® liner	3 m	10'	1,2 ÷ 1,6 mm	.045" ÷ 1/16"		2,5 mm	5,2 mm	MS0007 - Euro	1
GM0861	inner Teflon® liner	4 m	12'	1,2 ÷ 1,6 mm	.045" ÷ 1/16"		2,5 mm	5,2 mm	MS0007 - Euro	1
GM0862	inner Teflon® liner	5 m	16.4'	1,2 ÷ 1,6 mm	.045" ÷ 1/16"		2,5 mm	5,2 mm	MS0007 - Euro	1

MIG LINERS

Teflon® liners



CODE						COLOR	Ø INT	Ø EXT	O RING				
GM0230	red Teflon® liner	4,6 m	15'	1,0 ÷ 1,2 mm	.040" ÷ .045"		2 mm	4 mm	EA0120	MS0057 - Euro TW	MS0001 - Euro TW	TMAX 300 HD TMAX 400 TMAX 500 MAXI 150 MAXI 250 MAXI 350 MAXI 450	1
GM0624	black Teflon® + 2% carbon liner	4,6 m	15'	1,0 ÷ 1,2 mm	.040" ÷ .045"		2 mm	4 mm	EA0120	MS0057 - Euro TW original	MS0001 - Euro TW		1
GM0231	yellow Teflon® liner	4,6 m	15'	1,2 ÷ 1,6 mm	.045" ÷ 1/16"		3 mm	4,5 mm	EA0120	MS0058 - Euro TW original	MS0002 - Euro TW		1
GM0600	blue Teflon® liner	3 m	10'	0,6 ÷ 0,9 mm	.023" ÷ .035"		1,5 mm	4 mm	EA0210		MS0003 - Euro	MAXI 4000 MAXI 6000 PLUS 14 PLUS 15 PLUS 24 PLUS 25 PLUS 26 PLUS 36 PLUS 240 PLUS 400 PLUS 500 PLUS 555 PLUS 505 PLUS 600 PLUS 601	1
GM0601	blue Teflon® liner	4 m	12'	0,6 ÷ 0,9 mm	.023" ÷ .035"		1,5 mm	4 mm	EA0210		MS0003 - Euro		1
GM0602	blue Teflon® liner	5 m	16.4'	0,6 ÷ 0,9 mm	.023" ÷ .035"		1,5 mm	4 mm	EA0210		MS0003 - Euro		1
GM0610	red Teflon® liner	3 m	10'	1,0 ÷ 1,2 mm	.040" ÷ .045"		2 mm	4 mm	EA0210		MS0003 - Euro		1
GM0611	red Teflon® liner	4 m	12'	1,0 ÷ 1,2 mm	.040" ÷ .045"		2 mm	4 mm	EA0210		MS0003 - Euro		1
GM0612	red Teflon® liner	5 m	16.4'	1,0 ÷ 1,2 mm	.040" ÷ .045"		2 mm	4 mm	EA0210		MS0003 - Euro		1
GM0625	black Teflon® + 2% carbon liner	3 m	10'	1,0 ÷ 1,2 mm	.040" ÷ .045"		2 mm	4 mm	EA0210		MS0003 - Euro		1
GM0626	black Teflon® + 2% carbon liner	4 m	12'	1,0 ÷ 1,2 mm	.040" ÷ .045"		2 mm	4 mm	EA0210		MS0003 - Euro		1
GM0627	black Teflon® + 2% carbon liner	5 m	16.4'	1,0 ÷ 1,2 mm	.040" ÷ .045"		2 mm	4 mm	EA0210		MS0003 - Euro		1
GM0760	yellow Teflon® liner	3 m	10'	1,2 ÷ 1,6 mm	.045" ÷ 1/16"		3 mm	4,5 mm	EA0210		MS0004 - Euro		1
GM0761	yellow Teflon® liner	4 m	12'	1,2 ÷ 1,6 mm	.045" ÷ 1/16"		3 mm	4,5 mm	EA0210		MS0004 - Euro		1
GM0762	yellow Teflon® liner	5 m	16.4'	1,2 ÷ 1,6 mm	.045" ÷ 1/16"		3 mm	4,5 mm	EA0210		MS0004 - Euro		1
GM0614	red Teflon® liner	8 m	26'	1,0 ÷ 1,2 mm	.040" ÷ .045"		2 mm	4 mm	EA0210		MS0003 - Euro	PUSH PULL 36 PUSH PULL 400	1
GM0965	black Nylon® + 12% Graphite liner	8 m	26'	1,0 ÷ 1,2 mm	.040" ÷ .045"		2 mm	4 mm	EA0210		MS0003 - Euro		1
GM0764	yellow Teflon® liner	8 m	26'	1,2 ÷ 1,6 mm	.045" ÷ 1/16"		3 mm	4,5 mm	EA0210		MS0004 - Euro		1




























LINER SPARE PARTS

CODE			
AM3106		capillary tube for Teflon® liner Ø4,3x5 L=250 mm	10
AM3110		capillary tube for Teflon® liner Ø4,3x5 L=140 mm	10
GM0241		copper terminal for Ø 4,5 mm liner L=330 mm	1
GM0310		copper terminal for Ø 4,1 mm liner L=330 mm	1

MIG LINERS

Liners with copper terminal

GM0310 Ø 4,1x330 mm
GM0241 Ø 4,5x330 mm

CODE		↔		Ø		COLOR	Ø INT	Ø EXT	O RING				
GM0705	red Teflon® liner	4,6 m	15'	1,0 ÷ 1,2 mm	.040" ÷ .045"		2 mm	4 mm	EA0120	MS0057 - Euro TW original	MS0001 - Euro TW	TMAX 300 HD TMAX 400 TMAX 500 MAXI 150 MAXI 250 MAXI 350 MAXI 450	1
GM0706	black Teflon® + 2% carbon liner	4,6 m	15'	1,0 ÷ 1,2 mm	.040" ÷ .045"		2 mm	4 mm	EA0120	MS0057 - Euro TW original	MS0001 - Euro TW		1
GM0707	black Nylon® + 12% Graphite liner	4,6 m	15'	1,0 ÷ 1,2 mm	.040" ÷ .045"		2 mm	4 mm	EA0120	MS0057 - Euro TW original	MS0001 - Euro TW		1
GM0237	yellow Teflon® liner	4,6 m	15'	1,2 ÷ 1,6 mm	.045" ÷ 1/16"		3 mm	4,5 mm	EA0120	MS0058 - Euro TW original	MS0002 - Euro TW		1
GM0733	black Teflon® + 2% carbon liner	4,6 m	15'	1,2 ÷ 1,6 mm	.045" ÷ 1/16"		2,3 mm	4,7 mm	EA0120	MS0058 - Euro TW original	MS0002 - Euro TW		1
GM0739	black Nylon® + 12% Graphite liner	4,6 m	15'	1,2 ÷ 1,6 mm	.045" ÷ 1/16"		2,3 mm	4,7 mm	EA0120	MS0058 - Euro TW original	MS0002 - Euro TW		1
GM0710	blue Teflon® liner	3 m	10'	0,6 ÷ 0,9 mm	.023" ÷ .035"		1,5 mm	4 mm	EA0210		MS0003 - Euro	TMAX3001 TMAX 4001TMAX 5001 MAXI 4000 MAXI 6000 PLUS 14 PLUS 15 PLUS 24 PLUS 25 PLUS 26 PLUS 36 PLUS 240 PLUS 400 PLUS 500 PLUS 555 PLUS 600 PLUS 601	1
GM0711	blue Teflon® liner	4 m	12'	0,6 ÷ 0,9 mm	.023" ÷ .035"		1,5 mm	4 mm	EA0210		MS0003 - Euro		1
GM0712	blue Teflon® liner	5 m	16.4'	0,6 ÷ 0,9 mm	.023" ÷ .035"		1,5 mm	4 mm	EA0210		MS0003 - Euro		1
GM0715	red Teflon® liner	3 m	10'	1,0 ÷ 1,2 mm	.040" ÷ .045"		2 mm	4 mm	EA0210		MS0003 - Euro		1
GM0716	red Teflon® liner	4 m	12'	1,0 ÷ 1,2 mm	.040" ÷ .045"		2 mm	4 mm	EA0210		MS0003 - Euro		1
GM0717	red Teflon® liner	5 m	16.4'	1,0 ÷ 1,2 mm	.040" ÷ .045"		2 mm	4 mm	EA0210		MS0003 - Euro		1
GM0720	black Teflon® + 2% carbon liner	3 m	10'	1,0 ÷ 1,2 mm	.040" ÷ .045"		2 mm	4 mm	EA0210		MS0003 - Euro		1
GM0721	black Teflon® + 2% carbon liner	4 m	12'	1,0 ÷ 1,2 mm	.040" ÷ .045"		2 mm	4 mm	EA0210		MS0003 - Euro		1
GM0722	black Teflon® + 2% carbon liner	5 m	16.4'	1,0 ÷ 1,2 mm	.040" ÷ .045"		2 mm	4 mm	EA0210		MS0003 - Euro		1
GM0725	black Nylon® + 12% Graphite liner	3 m	10'	1,0 ÷ 1,2 mm	.040" ÷ .045"		2 mm	4 mm	EA0210		MS0003 - Euro		1
GM0726	black Nylon® + 12% Graphite liner	4 m	12'	1,0 ÷ 1,2 mm	.040" ÷ .045"		2 mm	4 mm	EA0210		MS0003 - Euro		1
GM0727	black Nylon® + 12% Graphite liner	5 m	16.4'	1,0 ÷ 1,2 mm	.040" ÷ .045"		2 mm	4 mm	EA0210		MS0003 - Euro		1
GM0730	black Teflon® + 2% carbon liner	3 m	10'	1,2 ÷ 1,6 mm	.045" ÷ 1/16"		2,3 mm	4,7 mm	EA0210		MS0004 - Euro		1
GM0731	black Teflon® + 2% carbon liner	4 m	12'	1,2 ÷ 1,6 mm	.045" ÷ 1/16"		2,3 mm	4,7 mm	EA0210		MS0004 - Euro		1
GM0732	black Teflon® + 2% carbon liner	5 m	16.4'	1,2 ÷ 1,6 mm	.045" ÷ 1/16"		2,3 mm	4,7 mm	EA0210		MS0004 - Euro		1
GM0736	black Nylon® + 12% Graphite liner	3 m	10'	1,2 ÷ 1,6 mm	.045" ÷ 1/16"		2,3 mm	4,7 mm	EA0210		MS0004 - Euro		1
GM0737	black Nylon® + 12% Graphite liner	4 m	12'	1,2 ÷ 1,6 mm	.045" ÷ 1/16"		2,3 mm	4,7 mm	EA0210		MS0004 - Euro		1
GM0740	black Nylon® + 12% Graphite liner	5 m	16.4'	1,2 ÷ 1,6 mm	.045" ÷ 1/16"		2,3 mm	4,7 mm	EA0210		MS0004 - Euro		1
GM0780	yellow Teflon® liner	3 m	10'	1,2 ÷ 1,6 mm	.045" ÷ 1/16"		3 mm	4,5 mm	EA0210		MS0004 - Euro		1
GM0781	yellow Teflon® liner	4 m	12'	1,2 ÷ 1,6 mm	.045" ÷ 1/16"		3 mm	4,5 mm	EA0210		MS0004 - Euro		1
GM0782	yellow Teflon® liner	5 m	16.4'	1,2 ÷ 1,6 mm	.045" ÷ 1/16"		3 mm	4,5 mm	EA0210		MS0004 - Euro	1	

MIG LINER ROLLS



CODE						Ø INT	Ø EXT	Ø RING	COLOR	
GM0330	coated steel liner	50 m	164'	0,6 ÷ 0,9 mm	.023" ÷ .035"	1,4 mm	4 mm	4,6 mm		50
GM0332	coated steel liner	50 m	164'	1,0 ÷ 1,2 mm	.040" ÷ .045"	2 mm	4 mm	4,6 mm		50
GM0331	coated steel liner	50 m	164'	1,2 ÷ 1,6 mm	.045" ÷ 1/16"	2,4 mm	4,2 mm	4,7 mm		50
GM0333	uncoated steel liner	50 m	164'	1,0 ÷ 1,2 mm	.040" ÷ .045"	2 mm	NO COVER	4,5 mm		50
GM0334	uncoated steel liner	50 m	164'	1,2 ÷ 1,6 mm	.045" ÷ 1/16"	2,5 mm	NO COVER	4,5 mm		50
GM0336	Teflon® liner	100 m	328'	0,6 ÷ 0,9 mm	.023" ÷ .035"	1,5 mm	4 mm	EA0210		100
GM0335	Teflon® liner	100 m	328'	1,0 ÷ 1,2 mm	.040" ÷ .045"	2 mm	4 mm	EA0210		100
GM0337	Teflon® liner	100 m	328'	1,2 ÷ 1,6 mm	.045" ÷ 1/16"	3 mm	4,5 mm	EA0210		100
GM0095	Carbon liner	100 m	328'	1,0 ÷ 1,2 mm	.040" ÷ .045"	2 mm	4 mm	EA0210		100
GM0096	Graphite liner	200 m	656'	1,0 ÷ 1,2 mm	.045" ÷ 1/16"	2 mm	4 mm	EA0210		200


HOSES














CODE			Ø INT	Ø EXT	
QB0016		Black reinforced hose (m)	5 mm	8 mm	100
QB0018		Blue reinforced hose (m)	5 mm	8 mm	100
QB0019		Red reinforced hose (m)	5 mm	8 mm	100
QB0024		Transparent reinforced hose (m)	8 mm	13 mm	100
QB0026		Light blue elastofles hose (m)	4 mm	6 mm	100
QB0028		Transparent reinforced hose (m)	10 mm	15 mm	100
QB0034		Transparent reinforced hose(m)	6 mm	12 mm	100
QB0035		Transparent reinforced hose (m)	5 mm	11 mm	100
QB0037		Black liner hose (m)	6 mm	8 mm	100

CODE			Ø INT	Ø EXT	
MQ0110		black cover rubber hose (m)	18 mm	21 mm	40
MQ0111		black cover rubber hose (m)	25 mm	27 mm	40
MQ0112		black cover rubber hose (m)	28 mm	30 mm	40
MQ0113		black cover rubber hose (m)	20 mm	23 mm	40
MQ0114		black cover rubber hose (m)	40 mm	43 mm	40

CONNECTORS







CODE		
AU0040		16 mm ² / 9 mm M M8x1 10
AU0051		16 mm ² / 9 mm F M10x1 10
CT0540		Ø 15X16 L=10 mm 10

CODE		
AU0121		M10x1 16 – 35 mm ² 10
AU0131		M10x1 50 mm ² 10
CT0544		Ø 18X20 L=36 mm 10
CT0545		Ø 22x24 L=36 mm 10

HOSE-SM 1-EAR HOSE CLAMPS







CODE		Ø	
F11680	HOSE-SM stainless steel 1-ear hose clamp	7 mm	100
F11681	HOSE-SM stainless steel 1-ear hose clamp	7,5 mm	100
F11682	HOSE-SM stainless steel 1-ear hose clamp	8 mm	100
F11683	HOSE-SM stainless steel 1-ear hose clamp	8,7 mm	100
F11685	HOSE-SM stainless steel 1-ear hose clamp	9,5 mm	100
F11687	HOSE-SM stainless steel 1-ear hose clamp	10 mm	100
F11688	HOSE-SM stainless steel 1-ear hose clamp	10,5 mm	100
F11689	HOSE-SM stainless steel 1-ear hose clamp	11 mm	100
F11690	HOSE-SM stainless steel 1-ear hose clamp	11,3 mm	100
F11691	HOSE-SM stainless steel 1-ear hose clamp	12 mm	100
F11692	HOSE-SM stainless steel 1-ear hose clamp	12,3 mm	100

CODE		Ø	
F11693	HOSE-SM stainless steel 1-ear hose clamp	12,8 mm	100
F11694	HOSE-SM stainless steel 1-ear hose clamp	13,3 mm	100
F11695	HOSE-SM stainless steel 1-ear hose clamp	13,8 mm	100
F11696	HOSE-SM stainless steel 1-ear hose clamp	14 mm	100
F11697	HOSE-SM stainless steel 1-ear hose clamp	14,5 mm	100
F11698	HOSE-SM stainless steel 1-ear hose clamp	15,5 mm	100
F11699	HOSE-SM stainless steel 1-ear hose clamp	16,5 mm	100
F11700	HOSE-SM stainless steel 1-ear hose clamp	17,5 mm	100
F11701	HOSE-SM stainless steel 1-ear hose clamp	15,0 mm	100
F11702	HOSE-SM stainless steel 1-ear hose clamp	16,0 mm	100

HOSE-AP 2-EAR HOSE CLAMPS















CODE		Ø	
F11674	HOSE-AP zinc coated 2-ear hose clamp	7 - 9 mm	100
F11675	HOSE-AP zinc coated 2-ear hose clamp	9 - 11 mm	100
F11676	HOSE-AP zinc coated 2-ear hose clamp	11 - 13 mm	100
F11677	HOSE-AP zinc coated 2-ear hose clamp	13 - 15 mm	100

CODE		Ø	
F11670	HOSE-AP zinc coated 2-ear hose clamp	14 - 17 mm	100
F11678	HOSE-AP zinc coated 2-ear hose clamp	15 - 18 mm	100
F11671	HOSE-AP zinc coated 2-ear hose clamp	20 -23 mm	100
F11672	HOSE-AP zinc coated 2-ear hose clamp	22 - 25 mm	100

MIG CONTACT TIPS



CODE				Ø		↔		REF		
MD0001-06		M5 - Cu	M5	0,6 mm	.023"	18 mm	23/32	TOPS 100V	-	20
MD0001-08		M5 - Cu	M5	0,8 mm	.030"	18 mm	23/32		-	20
MD0001-09		M5 - Cu	M5	0,9 mm	.035"	18 mm	23/32		-	20
MD0001-10		M5 - Cu	M5	1,0 mm	.040"	18 mm	23/32		-	20
MD0003-08		1/4-28 UNF - Cu	1/4-28 UNF	0,8 mm	.030"	38 mm	1"-1/2	MAXI 250 MEGA 2 T 2	14-30	20
MD0003-09		1/4-28 UNF - Cu	1/4-28 UNF	0,9 mm	.035"	38 mm	1"-1/2		14-35	20
MD0003-10		1/4-28 UNF - Cu	1/4-28 UNF	1,0 mm	.040"	38 mm	1"-1/2		14-40	20
MD0003-12		1/4-28 UNF - Cu	1/4-28 UNF	1,2 mm	.045"	38 mm	1"-1/2		14-45	20
MD1003-08		1/4-28 UNF - Triangular Cu	1/4-28 UNF	0,8 mm	.030"	38 mm	1"-1/2	MAXI 250 MEGA 2 T 2	-	20
MD1003-10		1/4-28 UNF - Triangular Cu	1/4-28 UNF	1,0 mm	.040"	38 mm	1"-1/2		-	20
MD1003-12		1/4-28 UNF - Triangular Cu	1/4-28 UNF	1,2 mm	.045"	38 mm	1"-1/2		-	20
MD0004-08		1/4-28 UNF - Cu	1/4-28 UNF	0,8 mm	.030"	37,4 mm	1" 15/32	MAXI 350 MEGA 4 T-MEGA 4 T 4	14H30	20
MD0004-09		1/4-28 UNF - Cu	1/4-28 UNF	0,9 mm	.035"	37,4 mm	1" 15/32		14H35	20
MD0004-10		1/4-28 UNF - Cu	1/4-28 UNF	1,0 mm	.040"	37,4 mm	1" 15/32		14H40	20
MD0004-12		1/4-28 UNF - Cu	1/4-28 UNF	1,2 mm	.045"	37,4 mm	1" 15/32		14H45	20
MD0004-14		1/4-28 UNF - Cu	1/4-28 UNF	1,4 mm	.052"	37,4 mm	1" 15/32		14H52	20
MD0004-16		1/4-28 UNF - Cu	1/4-28 UNF	1,6 mm	1/16"	37,4 mm	1" 15/32		14H116	20
MD1004-08		1/4-28 UNF - Triangular Cu	1/4-28 UNF	0,8 mm	.030"	37,4 mm	1" 15/32	MAXI 350 MEGA 4 T-MEGA 4 T 4	-	20
MD1004-10		1/4-28 UNF - Triangular Cu	1/4-28 UNF	1,0 mm	.040"	37,4 mm	1" 15/32		-	20
MD1004-12		1/4-28 UNF - Triangular Cu	1/4-28 UNF	1,2 mm	.045"	37,4 mm	1" 15/32		-	20
MD1004-16		1/4-28 UNF - Triangular Cu	1/4-28 UNF	1,6 mm	1/16"	37,4 mm	1" 15/32		-	20
MD0005-08		M8 - Cu	M8	0,8 mm	.030"	30 mm	1"-3/16	PLUS 400 PLUS 500 PLUS 555 PLUS 600 PLUS 601 MAXI 450 MAXI 4000	140.0114	20
MD0005-09		M8 - Cu	M8	0,9 mm	.035"	30 mm	1"-3/16		-	20
MD0005-10		M8 - Cu	M8	1,0 mm	.040"	30 mm	1"-3/16		140.0313	20
MD0005-12		M8 - Cu	M8	1,2 mm	.045"	30 mm	1"-3/16		140.0442	20
MD0005-14		M8 - Cu	M8	1,4 mm	.052"	30 mm	1"-3/16		-	20
MD0005-16		M8 - Cu	M8	1,6 mm	1/16"	30 mm	1"-3/16		140.0587	20
MD0005-20		M8 - Cu	M8	2,0 mm	5/64"	30 mm	1"-3/16		140.0653	20
MD0005-24		M8 - Cu	M8	2,4 mm	3/32"	30 mm	1"-3/16		140.0677	20
MD0005-38			M8 - Cu-Ni	M8	0,8 mm	.030"	30 mm		1"-3/16	PLUS 400 PLUS 500 PLUS 555 PLUS 600 PLUS 601 MAXI 450 MAXI 4000
MD0005-40	M8 - Cu-Ni		M8	1,0 mm	.040"	30 mm	1"-3/16	-	20	
MD0005-42	M8 - Cu-Ni		M8	1,2 mm	.045"	30 mm	1"-3/16	-	20	
MD0005-44	M8 - Cu-Ni		M8	1,4 mm	.052"	30 mm	1"-3/16	-	20	
MD0005-46	M8 - Cu-Ni		M8	1,6 mm	1/16"	30 mm	1"-3/16	-	20	
MD0005-58		M8 - Cu for aluminium	M8	0,8 mm	.030"	30 mm	1"-3/16	PLUS 400 PLUS 500 PLUS 555 PLUS 600 PLUS 601 MAXI 450 MAXI 4000	141.0003	20
MD0005-60		M8 - Cu for aluminium	M8	1,0 mm	.040"	30 mm	1"-3/16		141.0008	20
MD0005-62		M8 - Cu for aluminium	M8	1,2 mm	.045"	30 mm	1"-3/16		141.0015	20
MD0005-66		M8 - Cu for aluminium	M8	1,6 mm	1/16"	30 mm	1"-3/16		141.0022	20
MD0005-70		M8 - Cu for aluminium	M8	2,0 mm	5/64"	30 mm	1"-3/16		-	20
MD0005-74		M8 - Cu for aluminium	M8	2,4 mm	3/32"	30 mm	1"-3/16		-	20


CODE			\emptyset	\longleftrightarrow		REF				
MD0005-78		M8 - CuCrZr	M8	0,8 mm	.030"	30 mm	1"-3/16	-	20	
MD0005-80		M8 - CuCrZr	M8	1,0 mm	.040"	30 mm	1"-3/16	PLUS 400	140.0316	20
MD0005-82		M8 - CuCrZr	M8	1,2 mm	.045"	30 mm	1"-3/16	PLUS 500	140.0445	20
MD0005-84		M8 - CuCrZr	M8	1,4 mm	.052"	30 mm	1"-3/16	PLUS 555	140.0536	20
MD0005-86		M8 - CuCrZr	M8	1,6 mm	1/16"	30 mm	1"-3/16	PLUS 600	140.0590	20
MD0005-90		M8 - CuCrZr	M8	2,0 mm	5/64"	30 mm	1"-3/16	PLUS 601	140.0656	20
MD0005-94		M8 - CuCrZr	M8	2,4 mm	3/32"	30 mm	1"-3/16	MAXI 450	-	20
								MAXI 4000		
MD1005-10		M8 - Triangular Cu	M8	1,0 mm	.040"	30 mm	1"-3/16	PLUS 400	-	20
MD1005-12		M8 - Triangular Cu	M8	1,2 mm	.045"	30 mm	1"-3/16	PLUS 500	-	20
MD1005-16		M8 - Triangular Cu	M8	1,6 mm	1/16"	30 mm	1"-3/16	PLUS 555	-	20
								PLUS 600		
								PLUS 601		
								MAXI 450		
								MAXI 4000		
MD1005-80		M8 - Triangular CuCrZr	M8	1,0 mm	.040"	30 mm	1"-3/16	PLUS 400	-	20
MD1005-82		M8 - Triangular CuCrZr	M8	1,2 mm	.045"	30 mm	1"-3/16	PLUS 500	-	20
MD1005-86		M8 - Triangular CuCrZr	M8	1,6 mm	1/16"	30 mm	1"-3/16	PLUS 555	-	20
								PLUS 600		
								PLUS 601		
								MAXI 450		
								MAXI 4000		
MD0008-06		M6 - Cu	M6	0,6 mm	.023"	25 mm	31/32"	MAXI 150	140.0008	20
MD0008-08		M6 - Cu	M6	0,8 mm	.030"	25 mm	31/32"	MAXI 200	140.0059	20
MD0008-09		M6 - Cu	M6	0,9 mm	.035"	25 mm	31/32"	TOPS 140V	140.0177	20
MD0008-10		M6 - Cu	M6	1,0 mm	.040"	25 mm	31/32"	PLUS 14	140.0253	20
MD0008-12		M6 - Cu	M6	1,2 mm	.045"	25 mm	31/32"	PLUS 15	140.0387	20
								PLUS 24		
								PLUS 240		
								T 1		
								MEGA 1		
MD0008-36		M6 - Cu-Ni	M6	0,6 mm	.023"	25 mm	31/32"	MAXI 150	-	20
MD0008-38		M6 - Cu-Ni	M6	0,8 mm	.030"	25 mm	31/32"	MAXI 200	-	20
MD0008-40		M6 - Cu-Ni	M6	1,0 mm	.040"	25 mm	31/32"	TOPS 140V	-	20
MD0008-42		M6 - Cu-Ni	M6	1,2 mm	.045"	25 mm	31/32"	PLUS 14	-	20
								PLUS 15		
								PLUS 24		
								PLUS 240		
								T 1		
								MEGA 1		
MD0008-58		M6 - Cu for aluminium	M6	0,8 mm	.030"	25 mm	31/32"	MAXI 150	141.0002	20
MD0008-60		M6 - Cu for aluminium	M6	1,0 mm	.040"	25 mm	31/32"	MAXI 200	141.0007	20
MD0008-62		M6 - Cu for aluminium	M6	1,2 mm	.045"	25 mm	31/32"	TOPS 140V	-	20
								PLUS 14		
								PLUS 15		
								PLUS 24		
								PLUS 240		
								T 1		
								MEGA 1		
MD0008-78		M6 - CuCrZr	M6	0,8 mm	.030"	25 mm	31/32"	MAXI 150	-	20
MD0008-80		M6 - CuCrZr	M6	1,0 mm	.040"	25 mm	31/32"	MAXI 200	-	20
MD0008-82		M6 - CuCrZr	M6	1,2 mm	.045"	25 mm	31/32"	TOPS 140V	-	20
								PLUS 14		
								PLUS 15		
								PLUS 24		
								PLUS 240		
								T 1		
								MEGA 1		
MD0009-06		M6 - Cu	M6	0,6 mm	.023"	28 mm	1"-3/32	PLUS 25	140.0005	20
MD0009-08		M6 - Cu	M6	0,8 mm	.030"	28 mm	1"-3/32	PLUS 26	140.0051	20
MD0009-09		M6 - Cu	M6	0,9 mm	.035"	28 mm	1"-3/32	PLUS 36	140.0169	20
MD0009-10		M6 - Cu	M6	1,0 mm	.040"	28 mm	1"-3/32		140.0242	20
MD0009-12		M6 - Cu	M6	1,2 mm	.045"	28 mm	1"-3/32		140.0379	20
MD0009-14		M6 - Cu	M6	1,4 mm	.052"	28 mm	1"-3/32		-	20
MD0009-16		M6 - Cu	M6	1,6 mm	1/16"	28 mm	1"-3/32		140.0555	20

CODE				Ø					REF	
MD0009-36		M6 - Cu-Ni	M6	0,6 mm	.023"	28 mm	1"-3/32	PLUS 25 PLUS 26 PLUS 36	-	20
MD0009-38		M6 - Cu-Ni	M6	0,8 mm	.030"	28 mm	1"-3/32		-	20
MD0009-40		M6 - Cu-Ni	M6	1,0 mm	.040"	28 mm	1"-3/32		-	20
MD0009-42		M6 - Cu-Ni	M6	1,2 mm	.045"	28 mm	1"-3/32		-	20
MD0009-44		M6 - Cu-Ni	M6	1,4 mm	.052"	28 mm	1"-3/32		-	20
MD0009-46		M6 - Cu-Ni	M6	1,6 mm	1/16"	28 mm	1"-3/32		-	20
MD0009-58		M6 - Cu for aluminium	M6	0,8 mm	.030"	28 mm	1"-3/32	PLUS 25 PLUS 26 PLUS 36	141.0001	20
MD0009-60		M6 - Cu for aluminium	M6	1,0 mm	.040"	28 mm	1"-3/32		141.0006	20
MD0009-62		M6 - Cu for aluminium	M6	1,2 mm	.045"	28 mm	1"-3/32		141.0010	20
MD0009-66		M6 - Cu for aluminium	M6	1,6 mm	1/16"	28 mm	1"-3/32		-	20
MD0009-76		M6 - CuCrZr	M6	0,6 mm	.023"	28 mm	1"-3/32	PLUS 25 PLUS 26 PLUS 36	-	20
MD0009-78		M6 - CuCrZr	M6	0,8 mm	.030"	28 mm	1"-3/32		140.0054	20
MD0009-80		M6 - CuCrZr	M6	1,0 mm	.040"	28 mm	1"-3/32		140.0245	20
MD0009-82		M6 - CuCrZr	M6	1,2 mm	.045"	28 mm	1"-3/32		140.0382	20
MD0009-84		M6 - CuCrZr	M6	1,4 mm	.052"	28 mm	1"-3/32		-	20
MD0009-86		M6 - CuCrZr	M6	1,6 mm	1/16"	28 mm	1"-3/32		-	20
MD1009-08		M6 - Triangular Cu tip	M6	0,8 mm	.030"	28 mm	1"-3/32	PLUS 25 PLUS 26 PLUS 36	-	20
MD1009-10		M6 - Triangular Cu tip	M6	1,0 mm	.040"	28 mm	1"-3/32		-	20
MD1009-12		M6 - Triangular Cu tip	M6	1,2 mm	.045"	28 mm	1"-3/32		-	20
MD0010-12		5/16-24 UNF - Cu	5/16-24 UNF	1,2 mm	.045"	50 mm	1"-31/32	MEGA 5	15H45	20
MD0010-16		5/16-24 UNF - Cu	5/16-24 UNF	1,6 mm	1/16"	50 mm	1"-31/32		15H116	20
MD0010-20		5/16-24 UNF - Cu	5/16-24 UNF	2,0 mm	5/64"	50 mm	1"-31/32		15H564	20
MD0010-24		5/16-24 UNF - Cu	5/16-24 UNF	2,4 mm	3/32"	50 mm	1"-31/32		15H332	20
MD0250-60		M9x1 - Cu for aluminium	M9x1	1,0 mm	.040"	38 mm	1"-1/2	PLUS 505 - TMAX 400 - TMAX 500 - TMAX 4001 - TMAX 5001	-	20
MD0250-62		M9x1 - Cu for aluminium	M9x1	1,2 mm	.045"	38 mm	1"-1/2		-	20
MD0250-66		M9x1 - Cu for aluminium	M9x1	1,6 mm	1/16"	38 mm	1"-1/2		-	20
MD0250-78		M9x1 - CuCrZr	M9x1	0,8 mm	.030"	38 mm	1"-1/2	PLUS 505 - TMAX 400 - TMAX 500 - TMAX 4001 - TMAX 5001	-	20
MD0250-79		M9x1 - CuCrZr	M9x1	0,9 mm	.035"	38 mm	1"-1/2		-	20
MD0250-80		M9x1 - CuCrZr	M9x1	1,0 mm	.040"	38 mm	1"-1/2		-	20
MD0250-82		M9x1 - CuCrZr	M9x1	1,2 mm	.045"	38 mm	1"-1/2		-	20
MD0250-84		M9x1 - CuCrZr	M9x1	1,4 mm	.052"	38 mm	1"-1/2		-	20
MD0250-86		M9x1 - CuCrZr	M9x1	1,6 mm	1/16"	38 mm	1"-1/2		-	20
MD0250-90		M9x1 - CuCrZr	M9x1	2,0 mm	5/64"	38 mm	1"-1/2		-	20
MD0250-94		M9x1 - CuCrZr	M9x1	2,4 mm	3/32"	38 mm	1"-1/2		-	20
MD0300-08			M7x1 - Cu	M7	0,8 mm	.030"	36 mm		1"-13/32	TMAX 300 HD - TMAX 3001
MD0300-09	M7x1 - Cu		M7	0,9 mm	.035"	36 mm	1"-13/32	-	20	
MD0300-10	M7x1 - Cu		M7	1,0 mm	.040"	36 mm	1"-13/32	-	20	
MD0300-12	M7x1 - Cu		M7	1,2 mm	.045"	36 mm	1"-13/32	-	20	
MD0300-14	M7x1 - Cu		M7	1,4 mm	.052"	36 mm	1"-13/32	-	20	
MD0300-16	M7x1 - Cu		M7	1,6 mm	1/16"	36 mm	1"-13/32	-	20	
MD0300-58		M7x1 - Cu for aluminium	M7	0,8 mm	.030"	36 mm	1"-13/32	TMAX 300 HD - TMAX 3001	-	20
MD0300-59		M7x1 - Cu for aluminium	M7	0,9 mm	.035"	36 mm	1"-13/32		-	20
MD0300-60		M7x1 - Cu for aluminium	M7	1,0 mm	.040"	36 mm	1"-13/32		-	20
MD0300-62		M7x1 - Cu for aluminium	M7	1,2 mm	.045"	36 mm	1"-13/32		-	20
MD0300-66		M7x1 - Cu for aluminium	M7	1,6 mm	1/16"	36 mm	1"-13/32		-	20
MD0300-80		M7x1 - CuCrZr	M7	1,0 mm	.040"	36 mm	1"-13/32	TMAX 300 HD - TMAX 3001 - M-SYSTEM G.250	-	20
MD0300-82		M7x1 - CuCrZr	M7	1,2 mm	.045"	36 mm	1"-13/32		-	20
MD0300-84		M7x1 - CuCrZr	M7	1,4 mm	.052"	36 mm	1"-13/32		-	20
MD0300-86		M7x1 - CuCrZr	M7	1,6 mm	1/16"	36 mm	1"-13/32		-	20

CONVERSION KITS

ERGOPLUS





Choose the suitable kit and adapt your torch for "Aluminium" and "Stainless Steel" welding applications!



ALUMINIUM KIT-1

CODE		
MT0585	Conversion kit (AL) - M6 / 1.0-1.2 mm / 3 m	1





CONTENT

CODE		
GM0715	 red Teflon® liner	3m 1,0 ÷ 1,2 mm
MD0009-60	 M6x28 - Cu	Ø 1,0 mm
MD0009-62	M6x28 - Cu	Ø 1,2 mm

STAINLESS STEEL KIT-1

CODE		
MT0600	Conversion kit (SS) - M6 / 1.0-1.2 mm / 3 m	1





CONTENT

CODE		
GM0725	 black Nylon® + 12% Graphite liner	3m 1,0 ÷ 1,2 mm
MD0009-80	 M6x28 - CuCrZr	Ø 1,0 mm
MD0009-82	M6x28 - CuCrZr	Ø 1,2 mm

ALUMINIUM KIT-2

CODE		
MT0586	Conversion kit (AL) - M8 / 1.0-1.2 mm / 3 m	1





CONTENT

CODE		
GM0715	 red Teflon® liner	3m 1,0 ÷ 1,2 mm
MD0005-60	 M8x30 - Cu	Ø 1,0 mm
MD0005-62	M8x30 - Cu	Ø 1,2 mm

STAINLESS STEEL KIT-2

CODE		
MT0601	Conversion kit (SS) - M8 / 1.0-1.2 mm / 3 m	1





CONTENT

CODE		
GM0725	 black Nylon® + 12% Graphite liner	3m 1,0 ÷ 1,2 mm
MD0005-80	 M8x30 - CuCrZr	Ø 1,0 mm
MD0005-82	M8x30 - CuCrZr	Ø 1,2 mm

ALUMINIUM KIT-3

CODE		
MT0587	Conversion kit (AL) - M8 / 1.2-1.6 mm / 3 m	1





CONTENT

CODE		
GM0780	 yellow Teflon® liner	3m 1,2 ÷ 1,6 mm
MD0005-62	 M8x30 - Cu	Ø 1,2 mm
MD0005-66	M8x30 - Cu	Ø 1,6 mm

STAINLESS STEEL KIT-3

CODE		
MT0602	Conversion kit (SS) - M8 / 1.2-1.6 mm / 3 m	1

CONTENT

CODE		
GM0736	 black Nylon® + 12% Graphite liner	3m 1,2 ÷ 1,6 mm
MD0005-82	 M8x30 - CuCrZr	Ø 1,2 mm
MD0005-86	M8x30 - CuCrZr	Ø 1,6 mm

CONSUMABLE KITS

ERGOPLUS



ERGOPLUS 15

CODE		
MT0580	Consumable kit - ERGOPLUS 15	1

CONTENT

CODE		
MC0018	nozzle	Ø 12 mm 2
FB0117	diffuser	- 2
EA0303	spring	- 2
MD0008-08		M6x25 - Cu Ø 0,8 mm 10
MD0008-10		M6x25 - Cu Ø 1,0 mm 10

ERGOPLUS 36

CODE		
MT0582	Consumable kit - ERGOPLUS 36	1

CONTENT

CODE		
MC0527	nozzle quick release	Ø 16 mm 2
MD0064-00	M8 tip holder	- 2
ME0517	diffuser	- 2
MD0005-80		M8x30 - CuCrZr Ø 1,0 mm 10
MD0005-82		M8x30 - CuCrZr Ø 1,2 mm 10

ERGOPLUS 24

CODE		
MT0584	Consumable kit - ERGOPLUS 24	1

CONTENT

CODE		
MC0301	nozzle	Ø 15 mm 2
MD0138-00	M6 tip holder	- 2
ME0584	diffuser	- 2
MD0008-08		M6x25 - Cu Ø 0,8 mm 10
MD0008-10		M6x25 - Cu Ø 1,0 mm 10

ERGOPLUS 500

CODE		
MT0583	Consumable kit - ERGOPLUS 500	1

CONTENT

CODE		
MC0568	nozzle quick release	Ø 16 mm 2
ME0076	M8 tip holder	- 2
ME0579	diffuser	- 2
MD0005-80		M8x30 - CuCrZr Ø 1,0 mm 10
MD0005-82		M8x30 - CuCrZr Ø 1,2 mm 10

ERGOPLUS 25

CODE		
MT0581	Consumable kit - ERGOPLUS 25	1





















CONTENT
























CODE		
MC0023	nozzle	Ø 15 mm 2
ME0016	M6 diffuser	- 2
EA0304	spring	- 2
MD0009-08		M6x28 - Cu Ø 0,8 mm 10
MD0009-10		M6x28 - Cu Ø 1,0 mm 10

MIG CONSUMABLES BLISTER


ERGOPLUS



CODE			PCS X 		
EA0303P		spring	15	5	10
EA0304P		spring	25	5	10
FB0117P		diffuser	15	3	10
FB1278P		insulator	500	7	10
MC0017P		Ø 9,5 mm	15	3	10
MC0018P		Ø 12 mm	15	3	10
MC0022P		Ø 11,5 mm	25	3	10
MC0023P		Ø 15 mm	25	3	10
MC0028P		Ø 19 mm	36	2	10
MC0291P		Ø 20 mm	500	2	10
MC0301P		Ø 12,5 mm	24 240	3	10
MC0527P		Ø 16 mm quick release	36	2	10
MC0568P		Ø 16 mm quick release	500	2	10
MD0005P08		Ø 0.8/M8x30	36 500	7	10
MD0005P09		Ø 0.9/M8x30	36 500	7	10
MD0005P10		Ø 1.0/M8x30	36 500	7	10
MD0005P12		Ø 1.2/M8x30	36 500	7	10
MD0005P14		Ø 1.4/M8x30	36 500	7	10
MD0005P16		Ø 1.6/M8x30	36 500	7	10
MD0005P60		Ø 1.0/M8x30 Al	36 500	7	10
MD0005P62		Ø 1.2/M8x30 Al	36 500	7	10
MD0005P80		Ø 1.0/M8x30 CuCrZr	36 500	5	10
MD0005P82		Ø 1.2/M8x30 CuCrZr	36 500	5	10
MD0005P84		Ø 1.4/M8x30 CuCrZr	36 500	5	10

CODE			PCS X 		
MD0008P06		Ø 0.6/M6x25	15	10	10
MD0008P08		Ø 0.8/M6x25	15	10	10
MD0008P09		Ø 0.9/M6x25	15	10	10
MD0008P10		Ø 1.0/M6x25	15	10	10
MD0009P08		Ø 0.8/M6x28	25 36	10	10
MD0009P09		Ø 0.9/M6x28	25 36	10	10
MD0009P10		Ø 1.0/M6x28	25 36	10	10
MD0009P12		Ø 1.2/M6x28	25 36	10	10
MD0009P60		Ø 1.0/M6x28 Al	25 36	10	10
MD0009P62		Ø 1.2/M6x28 Al	25 36	10	10
MD0063P		M6 - brass	36	3	10
MD0064P		M8 - brass	36	3	10
MD0131P		M6 - brass	36	3	10
MD0132P		M8 - brass	36	3	10
MD0138P		brass	24 240	3	10
ME0016P		copper	25	3	10
ME0017P		plastic	36	5	10
ME0076P		brass	500	3	10
ME0079P		plastic	500	5	10
ME0084P		plastic	24 240	5	10
ME0390P		copper	500	3	10
ME0417P		high-tech plastic	36	5	10
ME0479P		high-tech plastic	500	5	10
ME0517P		ceramic	36	5	10
ME0579P		ceramic	500	5	10
ME0584P		ceramic	24 240	5	10

ADAPTIG



ADAPTIG [en]

Take control of your welding process and achieve high precision, neatness and accuracy with a torch tailored for your specific needs.

The new ADAPTIG TIG torch has been designed for the professional welders who demand perfect results, durability and comfort in their work.

The handle of the new ADAPTIG is an example of next generation welding torch design. Regardless of how the welder holds the torch, ADAPTIG offers optimized shape and grip. The torch handle narrows from side to side and the iconic Trafimet grip texture makes holding natural and effortless. Thanks to the ergonomic and adjustable finger supports and the optimized balance, the welder can focus into arc with less wrist strain.

visit **trafimet.com**
for more details about the products.



TIG welding torches

ADAPTIG [it]

Assumi il controllo del tuo processo di saldatura e ottieni alta precisione, pulizia e accuratezza con una torcia su misura per le tue esigenze specifiche.

La nuova torcia TIG ADAPTIG è stata progettata per i saldatori professionisti che cercano risultati perfetti, durata e comfort nel loro lavoro. L'impugnatura della nuova ADAPTIG è un esempio di design di nuova generazione per torce di saldatura.

Indipendentemente da come il saldatore impugna la torcia, ADAPTIG offre una forma e una presa ottimali. L'impugnatura della torcia si restringe da un lato all'altro e l'iconica texture dell'impugnatura Trafimet rende la presa naturale e senza sforzo. Grazie ai supporti ergonomici e regolabili per le dita e al bilanciamento ottimizzato, il saldatore può concentrarsi sull'arco con un minore sforzo del polso.

ADAPTIG [de]

Übernehmen Sie die Kontrolle über Ihren Schweißprozess und erreichen Sie hohe Präzision, Sauberkeit und Genauigkeit mit einem Brenner, der auf Ihre speziellen Bedürfnisse zugeschnitten ist. Der neue ADAPTIG WIG-Brenner wurde für professionelle Schweißer entwickelt, die perfekte Ergebnisse, Langlebigkeit und Komfort bei ihrer Arbeit verlangen. Der Griff des neuen ADAPTIG ist ein Beispiel für das Schweißbrennerdesign der nächsten Generation. Unabhängig davon, wie der Schweißer den Brenner hält, bietet ADAPTIG eine optimierte Form und Griffbarkeit. Der Taschenlampengriff verjüngt sich von einer Seite zur anderen und die ikonische Trafimet-Griffstruktur macht das Halten natürlich und mühelos. Dank der ergonomischen und verstellbaren Fingerauflagen und der optimierten Balance kann der Schweißer den Lichtbogen mit weniger Handgelenksbelastung fokussieren.

ADAPTIG [fr]

Prenez le contrôle de votre processus de soudage et obtenez une précision, une propreté et une exactitude élevées avec une torche adaptée à vos besoins spécifiques. La nouvelle torche TIG ADAPTIG a été conçue pour les soudeurs professionnels qui exigent des résultats parfaits, la durabilité et le confort dans leur travail. La poignée de la nouvelle ADAPTIG est un exemple de la conception de nouvelle génération de la torche de soudage. Quelle que soit la façon dont le soudeur tient la torche, ADAPTIG offre une forme et une prise en main optimisées. La poignée de la torche est étroite d'un côté à l'autre et la texture emblématique de la poignée Trafimet rend la prise en main naturelle et sans effort. Grâce aux supports ergonomiques et réglables pour les doigts et à l'équilibre optimisé, le soudeur peut se concentrer sur l'arc avec moins de tension au niveau du poignet.

T-SYSTEM [tr]


Kaynak prosesinizin kontrolünü elinize alın ve özel ihtiyaçlarınıza göre uyarlanmış bir torçla yüksek hassasiyet, temizlik ve doğruluk elde edin. Yeni ADAPTIG TIG torcunun kabzası, elinizde tam bir tutuş sağlamak için yerleştirilmiş özel dokulardan yapılmıştır. Ergonomik ve ayarlanabilir parmak destekleri sayesinde kaynakçılar en iyi pozisyonu bulurlar ve daha az bilek yorgunluğu ile uzun seanslar boyunca çalışabilirler.

Online configurator for ADAPTIG torches

Configure your ADAPTIG torch to suit your welding unit and use the best solution in different welding applications. Specify your welding unit model and your personal setup and you will receive your ADAPTIG torch ready to weld. Visit configurator.trafimet.com and configure the torch suited to your needs.

01

Find your welding unit



02

Choose the torch cooling type



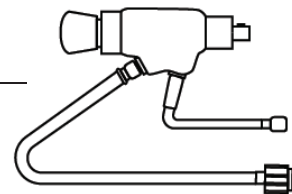
AIR



WATER

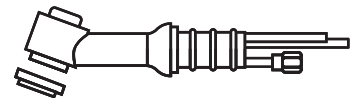
03

Select the connection for your welding unit



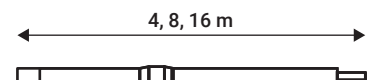
04

Select the torch head and the remote controls fittest with your needs



05

Select the length of the cable



06

GET THE CODE OF THE
ASSEMBLED TORCH

You will receive your ADAPTIG torch with the specific connection for the welding unit you have selected. (consumables are not included)

visit configurator.trafimet.com

Configura la tua torcia personale [it]

Configura la tua torcia ADAPTIG in base alla tua saldatrice e utilizza la soluzione migliore per le diverse applicazioni di saldatura.

Specifica il modello della tua unità di saldatura, la tua configurazione personale e riceverai la torcia ADAPTIG pronta per saldare. Visita il sito configurator.trafimet.com e configura la torcia adatta alle tue esigenze.

1. Trova la tua unità di saldatura
2. Scegli il tipo di raffreddamento della torcia
3. Seleziona la connessione per l'unità di saldatura
4. Scegli il corpo torcia e i pulsanti più adatti alle tue esigenze
5. Seleziona la lunghezza del cavo

6. OTTIENI IL CODICE DELLA TORCIA ASSEMBLATA

Riceverai la tua torcia ADAPTIG con il collegamento specifico per l'unità di saldatura selezionata. (i consumabili non sono inclusi)

Konfigurieren Sie Ihren persönlichen Brenner [de]

Konfigurieren Sie Ihren ADAPTIG-Brenner passend zu Ihrem Schweißgerät und nutzen Sie die beste Lösung für verschiedene Schweißanwendungen.

Geben Sie Ihr Schweißgerätemodell und Ihre persönlichen Einstellungen an und Sie erhalten Ihren ADAPTIG-Brenner schweißbereit. Besuchen Sie configurator.trafimet.com und konfigurieren Sie den für Ihre Bedürfnisse geeigneten Brenner.

1. Finden Sie Ihr Schweißgerät
2. Wählen Sie die Version der Brennerkühlung
3. Wählen Sie den Anschluss für Ihr Schweißgerät
4. Wählen Sie den Brennerkopf und die Fernbedienungen, die am besten zu Ihren Bedürfnissen passen
5. Wählen Sie die Länge des Kabels

6. DEN CODE DES MONTIERTEN BRENNERS

Sie erhalten Ihren ADAPTIG Brenner mit dem spezifischen Anschluss für das Schweißgerät, das Sie ausgewählt haben. (Verbrauchsmaterial ist nicht enthalten)

Configurez votre torche personnelle [fr]

Configurez votre torche ADAPTIG en fonction de votre poste de soudage et utilisez la meilleure solution pour les différentes applications de soudage.

Indiquez le modèle de votre poste de soudage et votre configuration personnelle et vous recevrez votre torche ADAPTIG prête à souder. Visitez configurator.trafimet.com et configurez la torche adaptée à vos besoins.

1. Trouvez votre machine de soudage
2. Choisissez le type de refroidissement de la torche
3. Sélectionnez le raccordement de votre machine à souder
4. Sélectionnez la tête de torche et les télécommandes les plus adaptées à vos besoins
5. Choisissez la longueur du câble

6. OBTENEZ LE CODE DE LA TORCHE DE LA TORCHE ASSEMBLÉE

Vous recevrez votre torche ADAPTIG avec la connexion spécifique au poste de pour le poste de soudage que vous avez choisi. (les consommables ne sont pas inclus)

Size özel torcunuzu yapılandırın [tr]

ADAPTIG torcunuzu, kaynak işlemlerinizde tam kontrolü elde etmek için yüksek hassasiyet, temizlik ve doğruluğa ulaşacak şekilde yapılandırın.

Kaynak makinesizin modelini ve size özel seçenekleri belirleyin ve ADAPTIG torcunuzu kaynak yapmaya hazır olarak teslim alın. configurator.trafimet.com adresini ziyaret edin ve torcunuzu ihtiyaçlarınıza göre yapılandırın.

1. Kaynak makinesi modelini seçiniz
2. Torç soğutma tipini seçiniz
3. Kaynak makinenize uygun bağlantı tipini seçiniz
4. Torç boynunu ve size uygun olan tetik modelini seçiniz
5. Torç kablosunun uzunluğunu seçiniz

6. KULLANIMA HAZIR TORÇ KODUNU ALIN

Seçtiğiniz kaynak makinesine uygun bağlantı ile torçunuza sahip olacaksınız. (sarf malzemeleri torç paketi içeriğine dahil değildir)

ADAPTIG AIR COOLED

CE EN60974-7



TECHNICAL DATA				
	G9	G17	G24	G26
	4 - 8 - 16 m * 12.5' - 25' - 50'	4 - 8 - 16 m * 12.5' - 25' - 50'	4 - 8 - 16 m * 12.5' - 25' - 50'	4 - 8 - 16 m * 12.5' - 25' - 50'
	0,60 kg 1.32 lb	0,66 kg 1.46 lb	0,62 kg 1.37 lb	0,77 kg 1.7 lb
V PEAK	113	113	113	113
	Argon	Argon	Argon	Argon
	1,0÷ 3,2 mm	1,0÷ 4,0 mm	1,0÷ 3,2 mm	1,0÷ 4,0 mm
X 35%	110A DC	140A DC	110A DC	180A DC

* Above technical data is based on cable assembly lengths of 4m and 8m.



ADAPTIG WATER COOLED

CE EN60974-7




TECHNICAL DATA			
	W18	W20	W24
	4 - 8 - 16 m * 12.5' - 25' - 50'	4 - 8 - 16 m * 12.5' - 25' - 50'	4 - 8 - 16 m * 12.5' - 25' - 50'
	0,84 kg 1.85 lb	0,65 kg 1.43 lb	0,62 kg 1.37 lb
V PEAK	113	113	113
	Argon	Argon	Argon
	1,0÷ 4,0 mm	1,0÷ 3,2 mm	1,0÷ 3,2 mm
X 100%	300A DC	200A DC	180A DC
	5 bar	5 bar	5 bar
	1 l/min	1 l/min	1 l/min

* Above technical data is based on cable assembly lengths of 4m and 8m.



TORCH HEADS ADAPTIG



STANDARD



FLEX



S-NECK



S-LOCK



FLEXLOCK

AIR COOLED

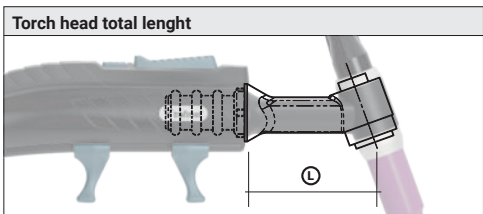
	CODE			Ⓛ	
5	TF0700-SP		G9	50 mm	1
5	TF0701-SP		G9 Flex	50 mm	1
5	TF0706-SP		G9 S-Neck	44 mm	1
5	TF0708-SP		G9 S-Lock	47 mm	1
5	TF0710-SP		G9 Flexlock	55 mm	1
5	TF0702-SP		G17 - G26	64 mm	1
5	TF0703-SP		G17 Flex - G26 Flex	64 mm	1
5	TF0707-SP		G17 S-Neck	51 mm	1
5	TF0709-SP		G17 S-Lock	54 mm	1
5	TF0711-SP		G17 Flexlock	62 mm	1
5	TF0704-SP		G24	65 mm	1
5	TF0705-SP		G24 Flex	117 mm	1


SPARE PARTS - INSERTS

	CODE			
	TF0712-SP		G9 S-Neck	1
	TF0714-SP		G9 S-Lock	1
	TF0716-SP		G9 Flexlock	1
	TF0713-SP		G17 S-Neck	1
	TF0715-SP		G17 S-Lock	1
	TF0717-SP		G17 Flexlock	1

SPARE PARTS - BODIES

	CODE			
	TF0718-SP		G9 S-Neck - G17 S-Neck	1
	TF0719-SP		G9 S-Lock - G17 S-Lock	1
	TF0720-SP		G9 Flexlock - G17 Flexlock	1





STANDARD



FLEX



S-NECK



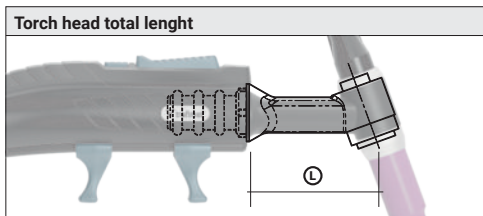
S-LOCK



FLEXLOCK



MULTIFLEX



WATER COOLED

	CODE			Ⓛ	
5	TG0603-SP		W18	44 mm	1
5	TG0600-SP		W18 Flex	69 mm	1
5	TG0611-SP		W18 S-Neck	50 mm	1
5	TG0609-SP		W18 S-Lock	54 mm	1
5	TG0607-SP		W18 Flexlock	64 mm	1
5	TG0613-SP		W18 XL	79 mm	1
5	TG0604-SP		W20	65 mm	1
5	TG0601-SP		W20 Flex	117 mm	1
5	TG0612-SP		W20 S-Neck	43 mm	1
5	TG0610-SP		W20 S-Lock	47 mm	1
5	TG0608-SP		W20 Flexlock	56 mm	1
5	TG0615-SP		W20 F Multiflex	98 mm	1
5	TG0606-SP		W24	44 mm	1
5	TG0605-SP		W24 Flex	62 mm	1


SPARE PARTS - INSERTS

	CODE			
	TF0713-SP		W18 S-Neck	1
	TF0715-SP		W18 S-Lock	1
	TF0717-SP		W18 Flexlock	1
	TF0712-SP		W20 S-Neck	1
	TF0714-SP		W20 S-Lock	1
	TF0716-SP		W20 Flexlock	1
	TG0091-SP		W20 Multiflex	1

SPARE PARTS - BODIES

	CODE			
	TG0618-SP		S-Neck W18 - W20	1
	TG0617-SP		S-Lock W18 / W20	1
	TG0616-SP		Flexlock W18 / W20	1
	TG0602-SP		W20 Multiflex	1

TRIGGER KITS ADAPTIG



	CODE			
8	TT0650-SP		1 Button	1
8	TT0651-SP		2 Buttons	1
8	TT0652-SP		3 Buttons	1
8	TT0653-SP		4 Buttons	1
8	TT0654-SP		Multifunction Lever	1
8	TT0675-SP		Lamelle Button	1



1 BUTTON



2 BUTTONS



3 BUTTONS



4 BUTTONS


	CODE			
8	TT0655-SP		1 Button + Pot. 1K	1
8	TT0656-SP		1 Button + Pot. 2K	1
8	TT0657-SP		1 Button + Pot. 5K	1
8	TT0658-SP		1 Button + Pot. 10K	1
8	TT0659-SP		1 Button + Pot. 20K	1
8	TT0660-SP		1 Button + Pot. 50K	1
8	TT0661-SP		1 Button + Pot. 100K	1
8	TT0662-SP		1 Button + Pot. 200K	1
8	TT0663-SP		1 Button + Pot. 500K	1
8	TT0664-SP		1 Button + Pot. 1M	1
8	TT0665-SP		2 Button + Pot. 1K	1
8	TT0666-SP		2 Button + Pot. 2K	1
8	TT0667-SP		2 Button + Pot. 5K	1
8	TT0668-SP		2 Button + Pot. 10K	1
8	TT0669-SP		2 Button + Pot. 20K	1
8	TT0670-SP		2 Button + Pot. 50K	1
8	TT0671-SP		2 Button + Pot. 100K	1
8	TT0672-SP		2 Button + Pot. 200K	1
8	TT0673-SP		2 Button + Pot. 500K	1
8	TT0674-SP		2 Button + Pot. 1M	1



2 MULTIFUNCTION
LEVERS



LAMELLE



POTENTIOMETER
AND 1 BUTTON






POTENTIOMETER
AND 2 BUTTONS

CONNECTION KITS CABLE ASSEMBLIES ADAPTIG



CONNECTION KITS UNIVERSAL TSK 50


	CODE				
11	ZL3104-SP	Nr.104	TSK 50 - 3/8" Gas		1
11	ZL3108-SP	Nr. 108	TSK 50 - Quick Gas		1
11	ZL3113-SP	Nr. 113	TSK 50 - 1/4" Gas		1
11	ZL3163-SP	Nr. 163	TSK 50 - M12x1 Gas		1

Discover the complete range at configurator.trafimet.com or eordering-it.trafimet.com




CONFIGURATOR

CABLE ASSEMBLIES

	CODE	↔		Standard				Flex				S-Lock		S-Neck		Flexlock		
				G9	G17	G24	G26	G9	G17	G24	G26	G9	G17	G9	G17	G9	G17	
10	TH1514-040-SP	4 m	12,5'	•	•	•		•	•	•		•	•	•	•	•	•	1
10	TH1514-080-SP	8 m	25'	•	•	•		•	•	•		•	•	•	•	•	•	1
10	TH1514-160-SP	16 m	50'	•	•	•		•	•	•		•	•	•	•	•	•	1
10	TH1515-040-SP	4 m	12,5'				•				•							1
10	TH1515-080-SP	8 m	25'				•				•							1
10	TH1515-160-SP	16 m	50'				•				•							1

CABLE ASSEMBLIES FOR CENTRAL CONNECTION NR. 008 - 008L - 041 - 041L - 060 - 196 - 196L

	CODE	↔		Standard				Flex				S-Lock		S-Neck		Flexlock		
				G9	G17	G24	G26	G9	G17	G24	G26	G9	G17	G9	G17	G9	G17	
10	TH1518-040-SP	4 m	12,5'	•	•	•		•	•	•		•	•	•	•	•	•	1
10	TH1518-080-SP	8 m	25'	•	•	•		•	•	•		•	•	•	•	•	•	1
10	TH1518-160-SP	16 m	50'	•	•	•		•	•	•		•	•	•	•	•	•	1
10	TH1519-040-SP	4 m	12,5'				•				•							1
10	TH1519-080-SP	8 m	25'				•				•							1
10	TH1519-160-SP	16 m	50'				•				•							1

CONNECTION KITS CABLE ASSEMBLIES ADAPTIG



CONNECTION KITS UNIVERSAL TSK 50

	CODE				
11	ZW3104-SP	Nr.104	TSK 50 - 3/8" Gas		1
11	ZW3108-SP	Nr. 108	TSK 50 - Quick Gas		1
11	ZW3113-SP	Nr. 113	TSK 50 - 1/4" Gas		1
11	ZW3163-SP	Nr. 163	TSK 50 - M12x1 Gas		1

Discover the complete range at configurator.trafimet.com or eordering-it.trafimet.com



CONFIGURATOR

CABLE ASSEMBLIES

	CODE	↔		Standard			Flex			S-Lock		S-Neck		Flexlock		XL	Multiflex	
				W18	W20	W24	W18	W20	W24	W18	W20	W18	W20	W18	W20	W18	W20	
10	TH1516-040-SP	4 m	12,5'	•			•			•		•		•		•		1
10	TH1516-080-SP	8 m	25'	•			•			•		•		•		•		1
10	TH1516-160-SP	16 m	50'	•			•			•		•		•		•		1
10	TH1517-040-SP	4 m	12,5'		•	•		•	•			•			•		•	1
10	TH1517-080-SP	8 m	25'		•	•		•	•			•			•		•	1
10	TH1517-160-SP	16 m	50'		•	•		•	•			•			•		•	1

CABLE ASSEMBLIES FOR CENTRAL CONNECTION NR. 008 - 008L - 041 - 041L - 060 - 196 - 196L

	CODE	↔		Standard			Flex			S-Lock		S-Neck		Flexlock		XL	Multiflex	
				W18	W20	W24	W18	W20	W24	W18	W20	W18	W20	W18	W20	W18	W20	
10	TH1520-040-SP	4 m	12,5'	•			•			•		•		•		•		1
10	TH1520-080-SP	8 m	25'	•			•			•		•		•		•		1
10	TH1520-160-SP	16 m	50'	•			•			•		•		•		•		1
10	TH1521-040-SP	4 m	12,5'		•	•		•	•			•			•		•	1
10	TH1521-080-SP	8 m	25'		•	•		•	•			•			•		•	1
10	TH1521-160-SP	16 m	50'		•	•		•	•			•			•		•	1

HANDLE KITS

ADAPTIG



HANDLE KIT

	CODE		Standard				Flex				S-Lock		S-Neck		Flexlock		
			G9	G17	G24	G26	G9	G17	G24	G26	G9	G17	G9	G17	G9	G17	
9	TT0678-SP	Handle kit small	•		•		•		•		•	•	•	•	•	•	1
9	TT0679-SP	Handle kit		•		•		•		•							1

HANDLE KIT

	CODE		Standard			Flex			S-Lock		S-Neck		Flexlock		XL	Multiflex	
			W18	W20	W24	W18	W20	W24	W18	W20	W18	W20	W18	W20	W18	W20	
9	TT0680-SP	Handle kit small		•	•		•	•								•	1
9	TT0681-SP	Handle kit	•			•			•	•	•	•	•	•	•		1

EXPERTIG



EXPERTIG [en]

The new EXPERTIG handle is the result of a study of balanced weight, necessary to be able to weld easily and effortlessly.

The EXPERTIG range includes air- and water-cooled torches from 110 to 320 Amps (DC).

EXPERTIG comes as standard with TSK plugs.

The EXPERTIG torch series offers two different handle sizes.

With the EXPERTIG switch variations you can find the perfect match to your welding machine.

Thanks to the four different PC board options, the EXPERTIG torch can be quickly configured to your machine. The removal and changing of the switch take few seconds.

visit **trafimet.com**
for more details about the products.



TIG welding torches

EXPERTIG [it]

La nuova impugnatura EXPERTIG è il risultato di uno studio del peso bilanciato, necessario per poter saldare facilmente e senza sforzo. La gamma EXPERTIG include torce raffreddate ad aria e ad acqua da 110-320 A (DC). Le torce EXPERTIG vengono fornite di serie con le spine TSK. La serie di torce EXPERTIG offre due diverse dimensioni per la impugnatura. Le varianti di interruttori EXPERTIG ti consentono di trovare l'abbinamento perfetto per la tua saldatrice. Grazie alle quattro diverse opzioni di scheda PCB, puoi configurare rapidamente la torcia EXPERTIG sulla tua macchina. La rimozione e la sostituzione dell'interruttore richiedono pochi secondi.

EXPERTIG [de]

Mit dem neuen EXPERTIG-Griff kann man noch leichter und müheloser schweißen. Das EXPERTIG-Sortiment umfasst luft- und wassergekühlte Brenner von 110 bis 320 Ampere (DC). Der EXPERTIG wird standardmäßig mit TSK-Steckern geliefert. Der Konfigurator hilft Ihnen, den richtigen Anschluss zu einer Vielzahl von TIG-Maschinen zu finden. Die EXPERTIG-Brennerreihe bietet zwei verschiedene Griffgrößen. Mit den EXPERTIG-Schaltervariationen können Sie die perfekte Kombination für Ihr Schweißgerät finden. Dank der vier verschiedenen Schalter-Optionen kann der EXPERTIG-Brenner schnell an Ihre Maschine angepasst werden. Das Entfernen und Wechseln des Schalters dauert nur wenige Sekunden.

EXPERTIG [fr]

La nouvelle poignée EXPERTIG est le fruit d'une étude de poids équilibré, nécessaire pour pouvoir souder facilement et sans effort. La gamme EXPERTIG comprend des torches à refroidissement par air et par eau de 110 à 320 A (CC). EXPERTIG dispose de prises TSK en série. Les torches de la série EXPERTIG proposent deux tailles de poignées. Avec les variantes d'interrupteurs EXPERTIG, vous pouvez trouver la combinaison idéale pour votre poste à souder. Grâce aux quatre options de cartes de circuits imprimés, la torche EXPERTIG peut être rapidement configurée sur votre machine. Le retrait et le changement de l'interrupteur prennent quelques secondes.

EXPERTIG [tr]

Yeni EXPERTIG kabza, kolayca ve zahmetsizce kaynak yapmak için gerekli olan dengeli ağırlığa dair yapılan çalışmaların sonucudur. EXPERTIG serisi, 110 ile 320 Amper (DC) arasındaki hava ve su soğutmalı torçları içerir. EXPERTIG, TSK bağlantı fişleriyle standart olarak sunulur. EXPERTIG torç serisi iki farklı kabza boyutuna sahiptir. EXPERTIG tetik çeşitleri ile kaynak makinenize en uygun çözümü bulabilirsiniz. EXPERTIG torçlar, dört farklı elektronik tetik kartı seçeneği sayesinde makineniz için hızlı bir şekilde yapılandırılabilir. Tetiği çıkarıp değiştirmek sadece birkaç saniye sürer.

EXPERTIG 9

CE EN60974-7



CODE	↔			
TA0904S-511-WA3	4 m	12,5'	Single Button	TSK 50-1/4G
TA0908S-511-WA3	8 m	25'		

OPTIONAL STARTER KIT

CODE	∅		
TT0101	1,6 mm	1/16"	WR2
TT0102	2,4 mm	3/32"	WR2

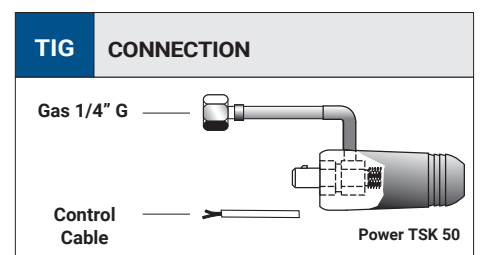
TECHNICAL DATA		
EXPERTIG 9		
	0,45 kg	0,99 lb
	113	
	Argon	
	0,5 ÷ 2,4 mm	0,020" ÷ 3/32"
	110A DC - 80A AC	

	CODE		Description	Quantity
4	TQ0001		insulator	10
5	TF0009		tig 9 torch head	1
6	TF0010		tig 9 flex torch head	1
7	BW0063		back cap 147,5 mm	10
7	EA0129		O-ring ∅ 4,5x2 mm	10
8	TT0611		1 button kit	1
9	TT0630		pc-board	1
10	BW0310		cable joint	1
10	TT0601		handle kit	1
11	TH1471-040		cable assembly - 4 m / 12.5'	1
11	TH1471-080		cable assembly - 8 m / 25'	1
12	TH0005		power cable - 4 m / 12.5'	1
12	TH0006		power cable - 8 m / 25'	1
13	CX0077		TSK 50 - 1/4 G plug	1



CONSUMABLES ARE NOT INCLUDED INTO THE TORCH PACKAGE.

Connection Types
See the relevant page.



EXPERTIG 17

CE EN60974-7



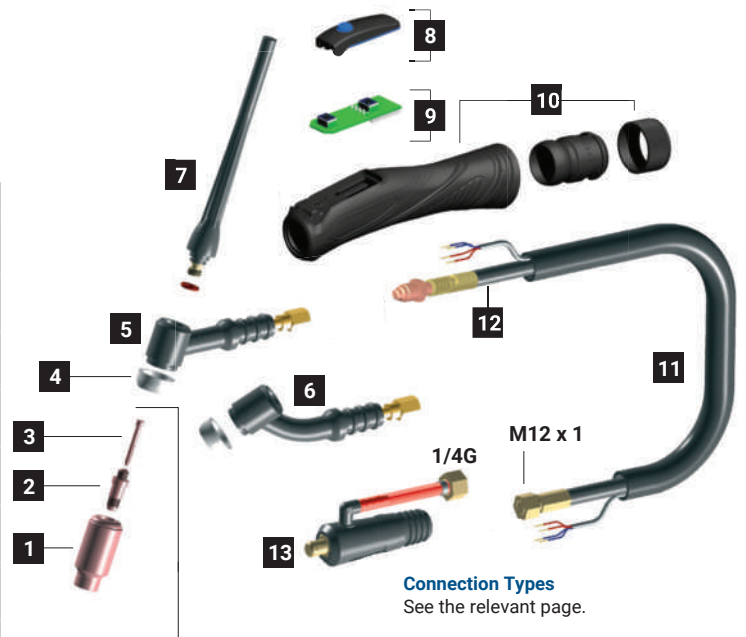
CODE	↔				
TA1704S-511-WA3	4 m	12,5'	Single Button		1
TA1708S-511-WA3	8 m	25'			1
TA1704F-511-WA3	4 m	12,5'	Single Button Flex Head	TSK 50-1/4G	1
TA1708F-511-WA3	8 m	25'			1

TECHNICAL DATA		
EXPERTIG 17		
	0,55 kg	1,22 lb
V PEAK	113	
	Argon	
	0,5 ÷ 2,4 mm	0,020" ÷ 3/32"
X 35%	140A DC - 100A AC	

OPTIONAL STARTER KIT

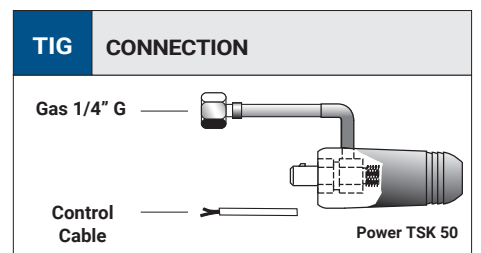
CODE	∅			
TT0103	1,6 mm	1/16"	WR2	1
TT0104	2,4 mm	3/32"	WR2	1
TT0105	3,2 mm	1/8"	WR2	1

	CODE			
4	TQ0002		insulator	10
5	TF0017		tig 17 torch head	1
6	TF0022		tig 17 flex torch head	1
7	BW0066		back cap 117 mm	10
7	EA0130		O-ring ∅ 9x2 mm	10
8	TT0611		1 button kit	1
9	TT0630		pc-board	1
10	BW0310		cable joint	1
10	TT0601		handle kit	1
11	TH1471-040		cable assembly - 4 m / 12.5'	1
11	TH1471-080		cable assembly - 8 m / 25'	1
12	TH0005		power cable - 4 m / 12.5'	1
12	TH0006		power cable - 8 m / 25'	1
13	CX0077		TSK 50 - 1/4 G plug	1



CONSUMABLES ARE NOT INCLUDED INTO THE TORCH PACKAGE.

Connection Types
See the relevant page.



EXPERTIG 18

CE EN60974-7




CODE	↔			
TB1804S-511-WA3	4 m	12,5'	Single Button	TSK 50-1/4G
TB1808S-511-WA3	8 m	25'		

OPTIONAL STARTER KIT

CODE	∅		
TT0103	1,6 mm	1/16"	WR2
TT0104	2,4 mm	3/32"	WR2
TT0105	3,2 mm	1/8"	WR2

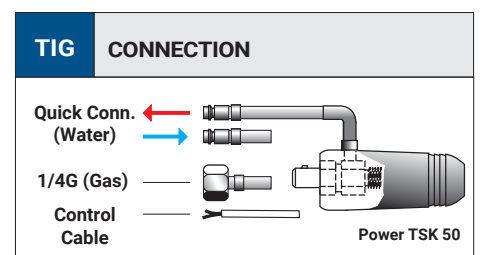
TECHNICAL DATA	
EXPERTIG 18	
	0,90 kg / 1,98 lb
	113
	Argon
	0,5 ÷ 4,0 mm / 0,020" ÷ 5/32"
	320A DC - 230A AC
	4 bar
	1,5 l/min

CODE		Description	Quantity
4		insulator	10
5		tig 18 torch head	1
6		tig 18 flex torch head	1
7		back cap 117 mm	10
7		O-ring ∅ 9x2 mm	10
8		1 button kit	1
9		pc-board	1
10		cable joint	1
10		handle kit	1
11		cable assembly - 4 m / 12.5'	1
11		cable assembly - 8 m / 25'	1
12		power cable - 4 m / 12.5'	1
12		power cable - 8 m / 25'	1
13		TSK 50 - quick plug	1



CONSUMABLES ARE NOT INCLUDED INTO THE TORCH PACKAGE.

Connection Types
See the relevant page.



EXPERTIG 20

CE EN60974-7



CODE	↔				
TB2004S-511-WA3	4 m	12,5'	Single Button	TSK 50-1/4G	1
TB2008S-511-WA3	8 m	25'			1

OPTIONAL STARTER KIT

CODE	∅			
TT0101	1,6 mm	1/16"	WR2	1
TT0102	2,4 mm	3/32"	WR2	1

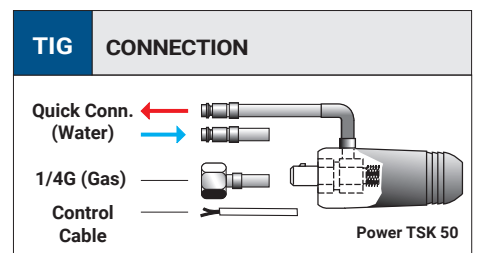
TECHNICAL DATA		
EXPERTIG 20		
	0,85 kg	1,87 lb
	113	
	Argon	
	0,5 ÷ 3,2 mm	0,020" ÷ 1/8"
	250A DC - 175A AC	
	4 bar	
	1,5 l/min	

	CODE		Description	
4	TQ0001		insulator	10
5	TG0020		tig 20 torch head	1
6	TG0220		tig 20 flex torch head	1
7	BW0063		back cap 147,5 mm	10
7	EA0129		O-ring ∅ 4,5x2 mm	10
8	TT0611		1 button kit	1
9	TT0630		pc-board	1
10	BW0310		cable joint	1
10	TT0601		handle kit	1
11	TH1474-040		cable assembly - 4 m / 12.5'	1
11	TH1474-080		cable assembly - 8 m / 25'	1
12	TH0086		power cable - 4 m / 12.5'	1
12	TH0087		power cable - 8 m / 25'	1
13	CX0080		TSK 50 - quick plug	1



CONSUMABLES ARE NOT INCLUDED INTO THE TORCH PACKAGE.

Connection Types
See the relevant page.



EXPERTIG 26

CE EN60974-7



CODE	↔		Single Button Flex Head	TSK 50-1/4G	1
	4 m	12,5'			
TA2604S-511-WA3	4 m	12,5'	Single Button	TSK 50-1/4G	1
TA2608S-511-WA3	8 m	25'			
TA2604F-511-WA3	4 m	12,5'	Single Button Flex Head	TSK 50-1/4G	1
TA2608F-511-WA3	8 m	25'			

TECHNICAL DATA		
EXPERTIG 26		
	0,80 kg	1,76 lb
	113	
	Argon	
	0,5 ÷ 4,0 mm	0,020" ÷ 5/32"
	180A DC - 130A AC	

OPTIONAL STARTER KIT

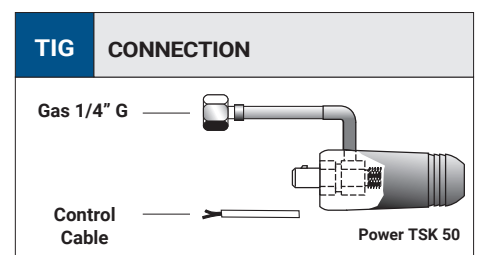
CODE	∅			1
TT0103	1,6 mm	1/16"	WR2	1
TT0104	2,4 mm	3/32"	WR2	1
TT0105	3,2 mm	1/8"	WR2	1

	CODE			1
4	TQ0002		insulator	10
5	TF0026		tig 26 torch head	1
6	TF0027		tig 26 flex torch head	1
7	BW0066		back cap 117 mm	10
7	EA0130		O-ring ∅ 9x2 mm	10
8	TT0611		1 button kit	1
9	TT0630		pc-board	1
10	BW0311		cable joint	1
10	TT0602		handle kit	1
11	TH1472-040		cable assembly - 4 m / 12.5'	1
11	TH1472-080		cable assembly - 8 m / 25'	1
12	TH0007		power cable - 4 m / 12.5'	1
12	TH0008		power cable - 8 m / 25'	1
13	CX0077		TSK 50 - 1/4 G plug	1



CONSUMABLES ARE NOT INCLUDED INTO THE TORCH PACKAGE.

Connection Types See the relevant page.



CLASSIC 9


CE EN60974-7



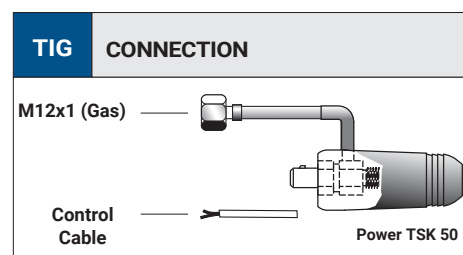
CODE	↔				
SA6409-10	4 m	12,5'	Lamelle	TSK 50-M12x1	1
SA6809-10	8 m	25'			1

TECHNICAL DATA		
	9 CLASSIC	
	0,45 kg	0.99 lb
	113	
	Argon	
	0,5÷1,6 mm	.020" ÷ 3/32"
	110A DC - 80A AC	

	CODE			
4	TQ0001		insulator	10
5	TF0009		tig 9 torch head	1
6	TF0010		tig 9 flex torch head	1
7	BW0063		back cap 147,5 mm	10
7	EA0129		O-ring Ø 4,5x2 mm	10
8	TT0176		french trigger	1
10	TP0004		tig tube handle	1
11	TH1298		cable assembly - 4 m / 12.5'	1
11	TH1299		cable assembly - 8 m / 25'	1
12	TH1009		power cable 4 m / 12.5'	1
12	TH1010		power cable - 8 m / 25'	1
15	CX0079		TSK 50 - M12X1 plug	1
	TT0102		starter kit - 2,4 mm / .32"	1



STARTER KIT IS INCLUDED INTO THE TORCH PACKAGE.
See the relevant pages.



CLASSIC 17


CE EN60974-7



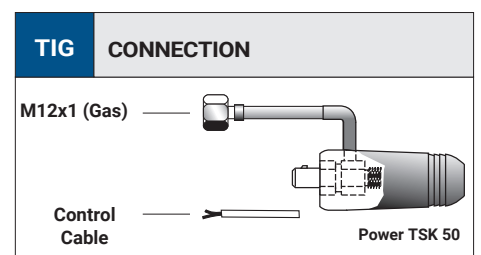
CODE	↔		Lamelle	TSK 50-M12x1	1
	4 m	12,5'			
SF6409-10	4 m	12,5'			1
SF6809-10	8 m	25'			1

TECHNICAL DATA		
	17 CLASSIC	
	0,55 kg	1.22 lb
	113	
	Argon	
	0,5 ÷ 2,4 mm	.020" ÷ 3/32"
	140A DC - 100A AC	

CODE			
4	TQ0002		insulator 10
5	TF0017		tig 17 torch head 1
6	TF0022		tig 17 flex torch head 1
7	BW0066		back cap 117 mm 10
7	EA0130		O-ring Ø 9x2 mm 10
8	TT0176		french trigger 1
10	TP0004		tig tube handle 1
11	TH1298		cable assembly - 4 m / 12.5' 1
11	TH1299		cable assembly - 8 m / 25' 1
12	TH1009		power cable 4 m / 12.5' 1
12	TH1010		power cable - 8 m / 25' 1
15	CX0079		TSK 50 - M12X1 plug 1
	TT0104		starter kit - 2,4 mm / .32" 1



STARTER KIT IS INCLUDED INTO THE TORCH PACKAGE.
See the relevant pages.



CLASSIC 18

CE EN60974-7



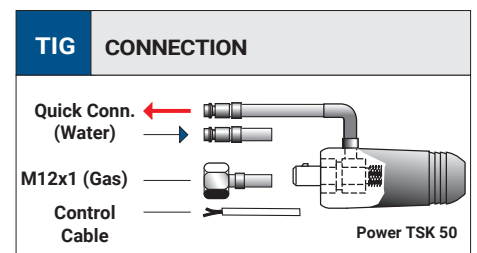
CODE	↔				
SR6437-10	4 m	12,5'	Lamelle	TSK 50-M12x1	1
SR6837-10	8 m	25'			1

TECHNICAL DATA		
	18 CLASSIC	
	0,90 kg	1.98 lb
	113	
	Argon	
	0,5÷4,0 mm	.020"÷5/32"
	320A DC - 230A AC	
	4 bar	
	1.5 l/min	

	CODE		
4	TQ0002		insulator 10
5	TG0018		tig 18 torch head 1
6	TG0118		tig 18 flex torch head 1
7	BW0066		back cap 117 mm 10
7	EA0130		O-ring Ø 9x2 mm 10
8	TT0176		french trigger 1
10	TP0005		tig tube handle 1
11	TH1310		cable assembly - 4 m / 12.5' 1
11	TH1311		cable assembly - 8 m / 25' 1
12	TH1102		power cable - 4 m / 12.5' 1
12	TH1103		power cable - 8 m / 25' 1
15	CX0080		TSK 50 - quick plug 1
	TT0104		starter kit - 2,4 mm / .32" 1



STARTER KIT IS INCLUDED INTO THE TORCH PACKAGE.
See the relevant pages.



CLASSIC 20

CE EN60974-7



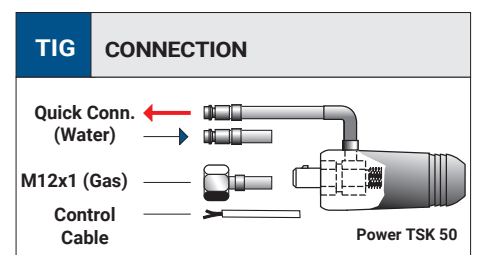
CODE	↔				
SV6437-10	4 m	12,5'	Lamelle	TSK 50-M12x1	1
SV6837-10	8 m	25'			1

TECHNICAL DATA		
	20 CLASSIC	
	0,85 kg	1.87 lb
	113	
	Argon	
	0,5 ÷ 3,2 mm	.020" ÷ 1/8"
	250A DC - 175A AC	
	4 bar	
	1.5 l/min	

	CODE		
4	TQ0001		10
5	TG0020		1
6	TG0220		1
7	BW0063		10
7	EA0129		10
8	TT0176		1
10	TP0007		1
11	TH1320		1
11	TH1321		1
12	TH1106		1
12	TH1107		1
15	CX0080		1
	TT0102		1



STARTER KIT IS INCLUDED INTO THE TORCH PACKAGE.
See the relevant pages.



CLASSIC 26

CE EN60974-7



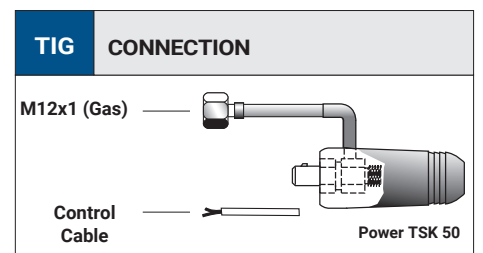
CODE	↔				
SK6409-10	4 m	12,5'	Lamelle	TSK 50-M12x1	1
SK6809-10	8 m	25'			1

TECHNICAL DATA		
	26 CLASSIC	
	0,55 kg	1.22 lb
	113	
	Argon	
	0,5 ÷ 4,0 mm	.020" ÷ 5/32"
	180A DC - 130A AC	

	CODE		
4	TQ0002		10
5	TF0026		1
6	TF0027		1
7	BW0066		10
7	EA0130		10
8	TT0176		1
10	TP0005		1
11	TH1354		1
11	TH1355		1
12	TH1003		1
12	TH1004		1
15	CX0079		1
	TT0104		1



STARTER KIT IS INCLUDED INTO THE TORCH PACKAGE.
See the relevant pages.



TIG 9V

CE EN60974-7



CODE	↔			
SC4413-00	4 m	12,5'	Valve 	1
SC4813-00	8 m	25'		1

OPTIONAL STARTER KIT

CODE	∅			
TT0101	1,6 mm	1/16"	WR2	1
TT0102	2,4 mm	3/32"	WR2	1

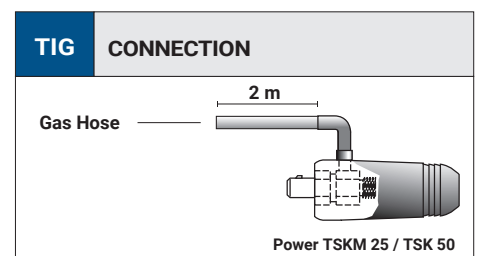
TECHNICAL DATA		
	EXPERTIG 9V	
	0,45 kg	0,99 lb
	113	
	Argon	
	0,5 ÷ 2,4 mm	0,020" ÷ 3/32"
	35%	
110A DC - 80A AC		

	CODE			
4	TQ0001		insulator	10
5	TF0109		tig 9V torch head	1
6	TF0110		tig 9V flex torch head	1
7	BW0063		back cap 147,5 mm	10
7	BW0061		valve	10
8	TP0004		tube handle	1
12	TH0005		power cable - 4 m / 12,5'	1
12	TH0006		power cable - 8 m / 25'	1
13	CX1125		TSKM 25 - gas tube (2m) plug	1



CONSUMABLES ARE NOT INCLUDED INTO THE TORCH PACKAGE.

Connection Types
See the relevant page.



TIG 17V

CE EN60974-7



CODE	↔		Valve	 TSKM 25-2m	 1
SH4413-00	4 m	12,5'			
SH4813-00	8 m	25'			
SH4431-00	4 m	12,5'		 TSK 50-2m	1
SH4831-00	8 m	25'			1

TECHNICAL DATA		
EXPERTIG 17V		
 	0,55 kg	1,22 lb
	113	
	Argon	
	0,5 ÷ 2,4 mm	0,020" ÷ 3/32"
	140A DC - 100A AC	

OPTIONAL STARTER KIT

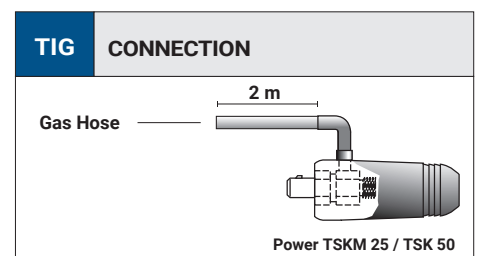
CODE	∅		 WR2	 1
TT0103	1,6 mm	1/16"		
TT0104	2,4 mm	3/32"		
TT0105	3,2 mm	1/8"		

CODE				
4	TQ0002		insulator	10
5	TF0117		tig 17V torch head	1
6	TF0118		tig 17V flex torch head	1
7	BW0066		back cap 117 mm	10
7	BW0061		valve	10
8	EA0130		O-ring ∅ 9x2 mm	10
8	TP0004		tube handle	1
12	TH0005		power cable - 4 m / 12.5'	1
12	TH0006		power cable - 8 m / 25'	1
13	CX0081		TSK 50 - gas tube (2m) plug	1



CONSUMABLES ARE NOT INCLUDED INTO THE TORCH PACKAGE.

Connection Types
See the relevant page.



TIG 26V

CE EN60974-7



CODE	↔			
SM4431-00	4 m	12,5'	Valve 	1
SM4831-00	8 m	25'		1

TECHNICAL DATA		
EXPERTIG 26V		
	0,80 kg	1,76 lb
	113	
	Argon	
	0,5 ÷ 4,0 mm	0,020" ÷ 5/32"
	180A DC - 130A AC	

OPTIONAL STARTER KIT

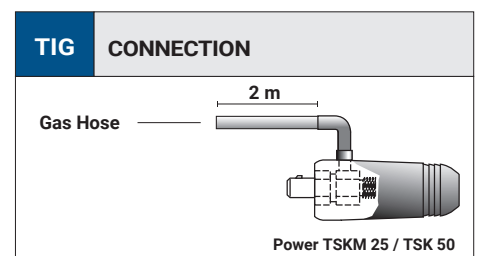
CODE	∅			
TT0103	1,6 mm	1/16"		1
TT0104	2,4 mm	3/32"		1
TT0105	3,2 mm	1/8"		1

	CODE		Description	
4	TQ0002		insulator	10
5	TF0126		tig 26V torch head	1
6	TF0127		tig 26V flex torch head	1
7	BW0066		back cap 117 mm	10
7	BW0062		valve	10
8	TP0005		tube handle	1
12	TH0007		power cable - 4 m / 12.5'	1
12	TH0008		power cable - 8 m / 25'	1
13	CX0081		TSK 50 - gas tube (2m) plug	1



CONSUMABLES ARE NOT INCLUDED INTO THE TORCH PACKAGE.

Connection Types
See the relevant page.




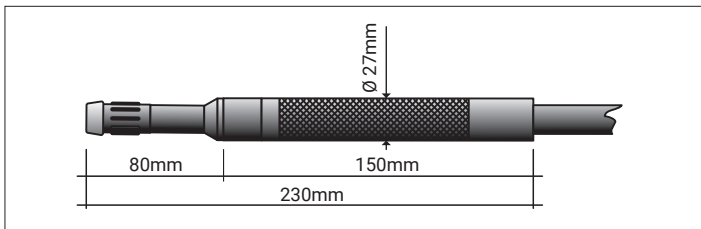
AUTOTIG 18

CE EN60974-7



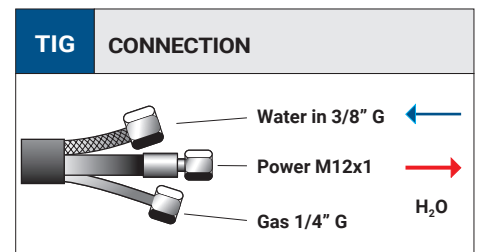
CODE	↔			
ST4401-00	4 m	12,5'		1
ST4801-00	8 m	25'		

TECHNICAL DATA		
	AUTOTIG 18	
	0.90 Kg	1.98 lb
	113	
	Argon	
	0,5÷4,0 mm	.020"÷5/32"
	320A DC - 230A AC	
	4 bar	
	1.5 l/min	



CONSUMABLES ARE NOT INCLUDED INTO THE TORCH PACKAGE.

	CODE		Description	
4	TQ0002		insulator	10
5	TG1001		Autotig 18 torch head	1
10	TP0005		tig tube handle	1
12	TH0082		power cable - 4 m / 12.5'	1
12	TH0083		power cable - 8 m / 25'	1




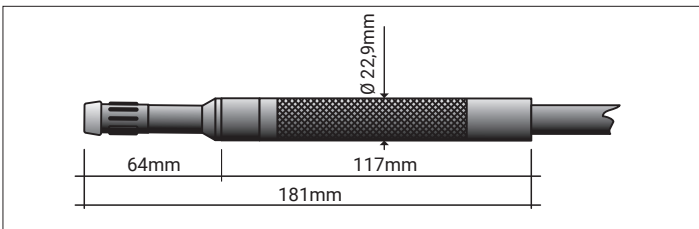
AUTOTIG 20

CE EN60974-7



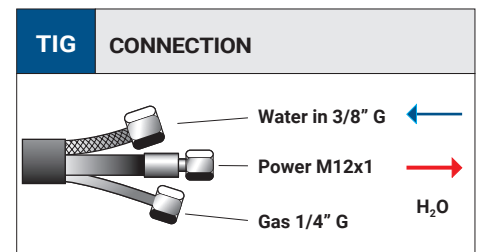
CODE	↔			
SX4401-00	4 m	12,5'		1
SX4801-00	8 m	25'	M12x1	1

TECHNICAL DATA		
	AUTOTIG 20	
	0,85 kg	1.87 lb
V PEAK	113	
	Argon	
\emptyset	0,5 ÷ 3,2 mm	.020" ÷ 1/8"
X 100%	250A DC - 175A AC	
	4 bar	
	1.5 l/min	



CONSUMABLES ARE NOT INCLUDED INTO THE TORCH PACKAGE.

	CODE		Description	
4	TQ0001		insulator	10
5	TG1000		Autotig 20 torch head	1
10	TP0007		tig tube handle	1
12	TH0086		power cable - 4 m / 12.5'	1
12	TH0087		power cable - 8 m / 25'	1



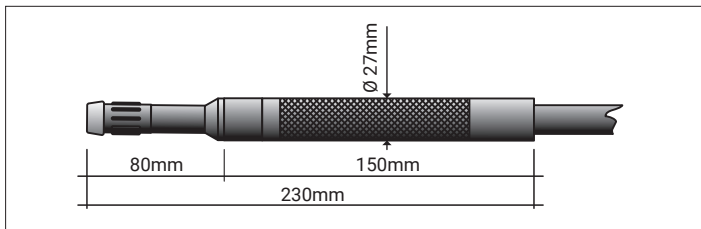
AUTOTIG 26

CE EN60974-7



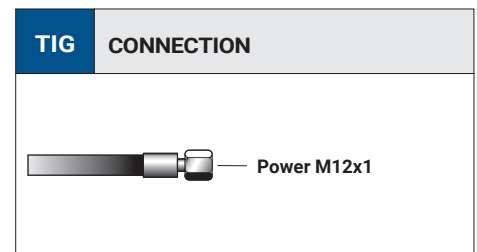
CODE	↔			
SN4401-00	4 m	12,5'		1
SN4801-00	8 m	25'		M12x1

TECHNICAL DATA		
	AUTOTIG 26	
	0,80 kg	1.76 lb
	113	
	Argon	
	0,5÷4,0 mm	.020" ÷ 5/32"
	180A DC - 130A AC	



CONSUMABLES ARE NOT INCLUDED INTO THE TORCH PACKAGE.

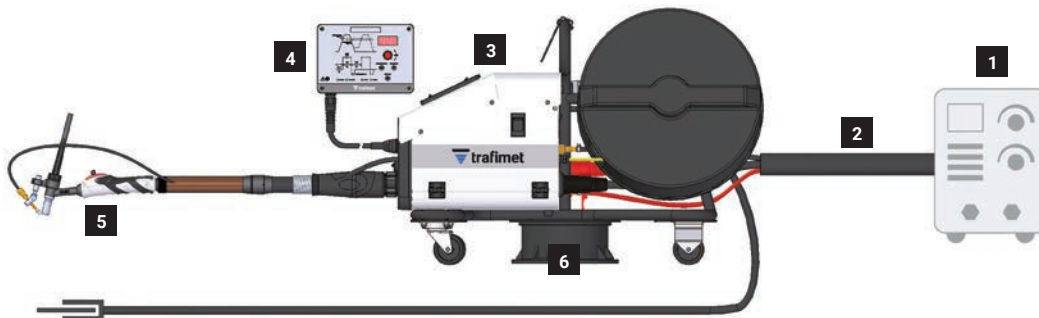
	CODE		Description	
4	TQ0002		insulator	10
5	TF1001		Autotig 26 torch head	1
10	TP0005		tig tube handle	1
12	TH0007		power cable - 4 m / 12.5'	1
12	TH0008		power cable - 8 m / 25'	1



EASY 400 PLUS



Input Voltage	120 Vac - 230 Vac - 50/60 Hz
Power	100 VA
Maximum welding current	350A (100% work cycle) 460A (30% work cycle)
Diameter of the wire usable for steel filler materials	0,8 mm ÷ 1,2 mm
Diameter of the wire usable for aluminium alloys filler materials	1,0 mm ÷ 1,6 mm
Wire spool size	Ø 200 mm ÷ Ø 300 mm
Level of protection	IP 2X
Dimensions	350 x 250 x 300 mm
Net weight (MU0633)	7,5kg




1 INFORMATION OF YOUR WELDING MACHINE

Producer	Brand / Model
----------	---------------

2 CONNECTION CABLE ASSEMBLY

Wire feeder - Power source	EASY 400 PLUS - Master Tig Air-cooled	EASY 400 PLUS - MasterTig Water-cooled
TH0450-01-108 1,5 m	TH0450-01-G081 1,5 m	TH0450-01-W081 1,5 m
TH0450-04-108 4,0 m	TH0450-04-G081 4,0 m	TH0450-04-W081 4,0 m
TH0450-08-108 8,0 m	TH0450-08-G081 8,0 m	TH0450-08-W081 8,0 m
		TH0450-14-W081 14,0 m

Cable connection



If the cable is custom, the last 3 digits of the part number (108) correspond to the connection number

3 WIRE FEEDER

EASY 400 PLUS (with 2 steel rollers set $0,8 \div 1,0$ mm included)

MU0634

4 CONTROL PANEL

4 m cable

BX1374

5 TIG TORCH

> see the following page

6 TROLLEY KIT FOR COIL WIRE

Ø Max 300 mm

TT0174


EASY 400 PLUS ACCESSORIES
INDEPENDENT WIRE OUTPUT KIT

For the use of **EASY 400 PLUS** with any torch

Wire feeding kit for TIG manual torches, complete of buttons for the wire speed adjustment, loading and retract.



Kit for manual torches - 4 m

TT0177

Wire feeding kit for TIG automatic torches, can be used in association with any automatic welding control equipment.



Kit for automatic torches - 4 m

TT0178

EASY 400 PLUS ROLLER SET

For steel wire
Ø $0,8 \div 1,0$ mm
(STANDARD)
FA0201



For steel wire
Ø $1,0 \div 1,2$ mm
FA0202



For aluminium wire
Ø $1,0 \div 1,2$ mm
FA0203



For aluminium wire
Ø $1,2 \div 1,6$ mm
FA0204



EASY 400 PLUS



- 1 Graphite liner
- 2 Wire feeding kit
- 3 Contact tip



TPRO Multi 20HC




	TPRO Multi 20HC
	4 m cable
V Peak	113
	Argon

	0,5 ÷ 3,2 mm
X 100%	320A DC - 220A AC
	4 bar
	1,5 l/min

	CODE		
	HB3804S-358-TG3	TPRO Multi 20HC - 4 m	1
1	GM0956	Black nylon +12% graphite liner 4m 1,0-1,2 (Easy)	1
2	FE0169	TPRO Multi 20HC wire feeder kit (inclusive of TT0170 kit)	1
3	TT0170	3 contact tips kit Ø 0,8 / 1,0 / 1,2 mm	1
3	MD0222-08	Contact tip for Ø 0,8 mm wire	5
3	MD0222-10	Contact tip for Ø 1,0 mm wire	5
3	MD0222-12	Contact tip for Ø 1,2 mm wire	5

TPRO Multi 18HC




	TPRO Multi 18HC
	4 m cable
V Peak	113
	Argon

	0,5 ÷ 4,0 mm
X 100%	400A DC - 280A AC
	4 bar
	1,5 l/min

	CODE		
	HB3304S-358-TG3	TPRO Multi 18HC - 4 m	1
1	GM0956	Black nylon +12% graphite liner 4m 1,0-1,2 (Easy)	1
2	FE0179	TPRO Multi 18HC wire feeder kit (inclusive of TT0170 kit)	1
3	TT0170	3 contact tips kit Ø 0,8 / 1,0 / 1,2 mm	1
3	MD0222-08	Contact tip for Ø 0,8 mm wire	5
3	MD0222-10	Contact tip for Ø 1,0 mm wire	5
3	MD0222-12	Contact tip for Ø 1,2 mm wire	5

TPRO Multi 26



	TPRO Multi 26
	4 m cable
V Peak	113

	Argon
	0,5 ÷ 4,0 mm
X 35%	180A DC - 130A AC

	CODE		
	HA2604S-358-TG3	TPRO Multi 26 - 4 m	1
1	GM0956	Black nylon +12% graphite liner 4m 1,0-1,2 (Easy)	1
2	FE0179	TPRO Multi 26 wire feeder kit (inclusive of TT0170 kit)	1
3	TT0170	3 contact tips kit Ø 0,8 / 1,0 / 1,2 mm	1
3	MD0222-08	Contact tip for Ø 0,8 mm wire	5
3	MD0222-10	Contact tip for Ø 1,0 mm wire	5
3	MD0222-12	Contact tip for Ø 1,2 mm wire	5

AUTOTIG 20



	Autotig 20
	4 m cable
V Peak	113
	Argon

	0,5 ÷ 3,2 mm
X 100%	250A DC - 175A AC
	4 bar
	1,5 l/min

	CODE		
	HB2004P-358-TG3	Autotig 20 - 4 m	1
1	GM0956	Black nylon +12% graphite liner 4m 1,0-1,2 (Easy)	1
2	FE0189	AUTOTIG 20 wire feeder kit (inclusive of TT0170 kit)	1
3	TT0170	3 contact tips kit Ø 0,8 / 1,0 / 1,2 mm	1
3	MD0222-08	Contact tip for Ø 0,8 mm wire	5
3	MD0222-10	Contact tip for Ø 1,0 mm wire	5
3	MD0222-12	Contact tip for Ø 1,2 mm wire	5

AUTOTIG 18



	Autotig 18
	4 m cable
V Peak	113
	Argon

	0,5 ÷ 4,0 mm
X 100%	320A DC - 230A AC
	4 bar
	1,5 l/min

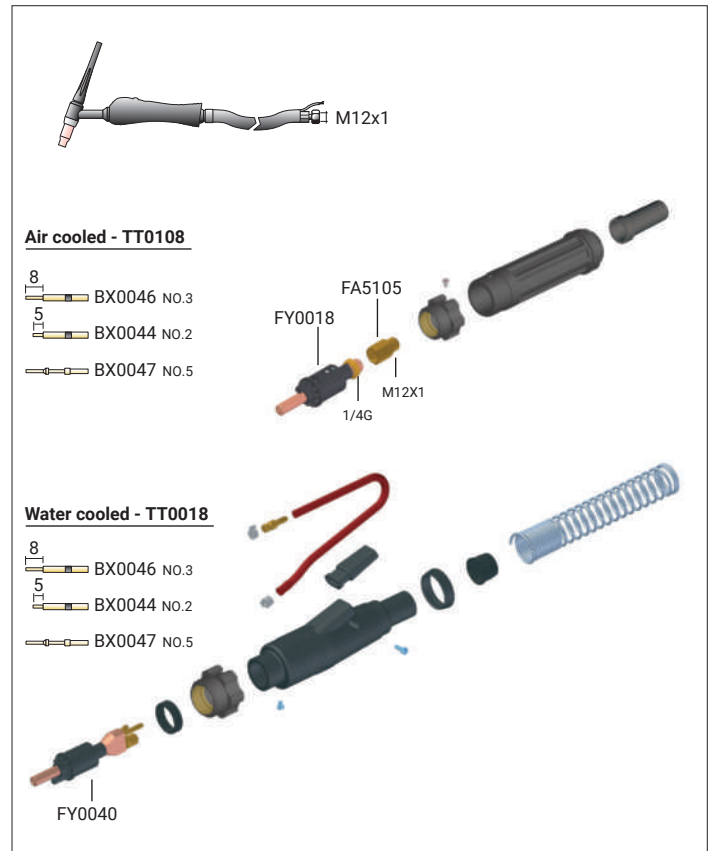
	CODE		
	HB1804P-358-EG3	Autotig 18 - 4 m	1
1	GM0956	Black nylon +12% graphite liner 4m 1,0-1,2 (Easy)	1
2	FE0189	AUTOTIG 18 wire feeder kit (inclusive of TT0170 kit)	1
3	TT0170	3 contact tips kit Ø 0,8 / 1,0 / 1,2 mm	1
3	MD0222-08	Contact tip for Ø 0,8 mm wire	5
3	MD0222-10	Contact tip for Ø 1,0 mm wire	5
3	MD0222-12	Contact tip for Ø 1,2 mm wire	5

TIG CENTRAL ADAPTORS



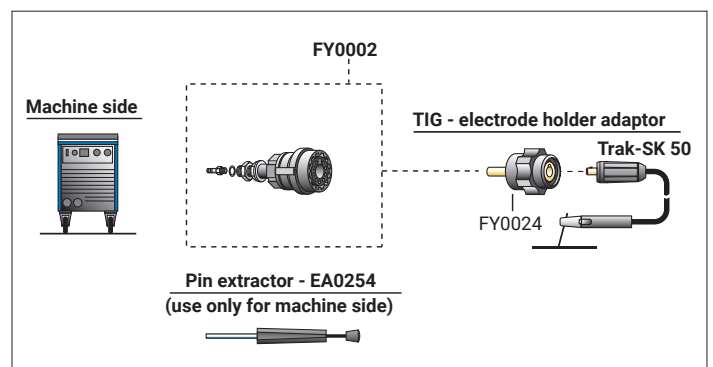
TORCH SIDE

CODE		
TT0108		TIG air central connector - torch side 1
TT0018		TIG water central connector - torch side 1
FY0018		plasma/tig central connector body - torch side - air 1
FY0040		tig central connector body - torch side - water 1
BX0044		male spring pin L=8mm 10
BX0046		male spring pin L=5mm 10
BX0047		female spring pin 10

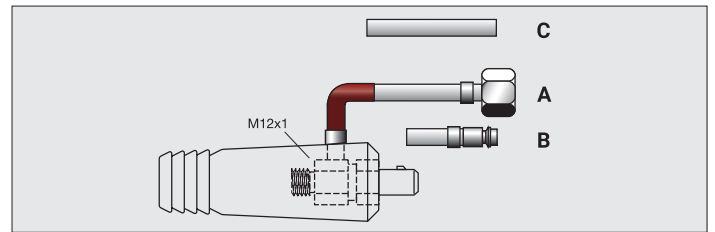
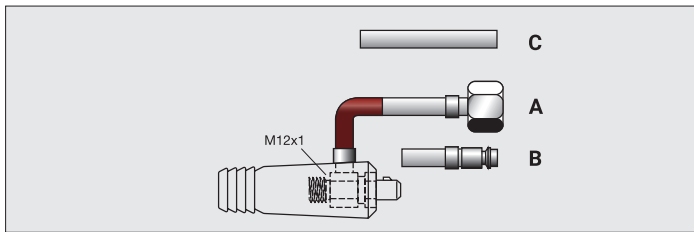


MACHINE SIDE

CODE		
FY0002		tig central connector - machine side - air & water 1
FY0024		electrode adaptor 1
EA0254		pin extractor for central adaptor 1
PT0203		female spring pins kit (5 pcs) 1



TIG CONNECTORS M12X1



TSKM25

CODE			
CX0087		TSKM 25 - 1/4 G plug	A 1
CX0088		TSKM 25 - 3/8 G plug	A 1
CX0089		TSKM 25 - M12x1 plug	A 1
CX0090		TSKM 25 - quick plug	B 1
CX1125		TSKM 25 - gas tube (2m) plug	C 1

TSK50

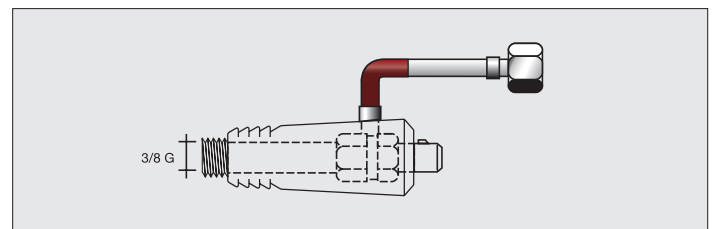
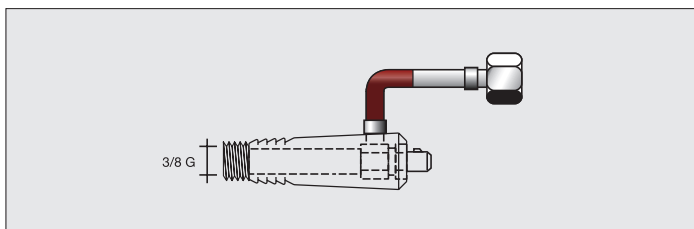
CODE			
CX0077		TSK 50 - 1/4 G plug	A 1
CX0078		TSK 50 - 3/8 G plug	A 1
CX0079		TSK 50 - M12X1 plug	A 1
CX0080		TSK 50 - quick plug	B 1
CX0081		TSK 50 - gas tube (2m) plug	C 1

CENTRAL CONNECTORS

CODE			
TT0106		L-TEC kit - air	1
TT0113		L-TEC kit - water	1
TT0107		Eurotig kit - air	1
TT0114		Eurotig kit - water	1

CODE			
EA0326		90° plastic connector	1

TIG CONNECTORS 3/8 G



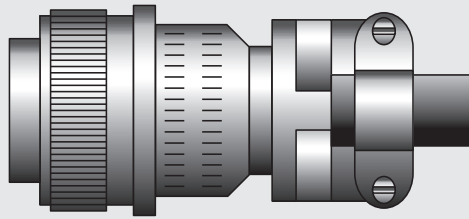
TSKM25 - 3/8 G

CODE			
CX0050		TSKM 25 - 3/8 G plug	1
CX0093		TSKM 25 - 1/4 G plug	1

TSK50 - 3/8 G

CODE			
CX0051		TSK 50 - 3/8 G plug	1
CX0094		TSK 50 - 1/4 G plug	1

ELECTRIC PLUGS



5 pins

CODE		
BX0251	5 pins Tuchel-Stecker	1

FOR WELDING MACHINES: Messer®, Migomat®, Kjellberg®, EWM®, Oerlikon®, Lincoln-EWS®, Dalex®, Jaeckle®, Castolin®, Nimak®, Lorche®, L-Tec®, Fronius®, Rowac®, Merkle®.

3 pins

CODE		
BX0282	3 pins Tuchel-Stecker	1

FOR WELDING MACHINES: Kjellberg®, Dalex®, Lorche®, Merkle®, Telwin®, Cloos®.

6 pins

CODE		
BX0283	6 pins Amp-Stecker	1

FOR WELDING MACHINES: Lincoln®

6 pins

CODE		
BX0476	6 pins Harting-Stecker	1

FOR WELDING MACHINES: Migatronic®.

7 pins

CODE		
BX0477	7 pins Stecker	1

FOR WELDING MACHINES: Elektra-Bechum®, Migatronic®, SVR®.

9 pins

CODE		
BX0478	9 pins Rectec	1

FOR WELDING MACHINES: Castolin®, Fronius®.

7 pins

CODE		
BX0479	7 pins Tuchel-Stecker	1

FOR WELDING MACHINES: Kjellberg®, Dalex®, Castolin®, Saltco®, Elma-technik®.

2 pins

CODE		
BX0481	2 pins Amp-Stecker	1

FOR WELDING MACHINES: Esab®.

4 pins

CODE		
BX0482	4 pins Amp-Stecker	1

FOR WELDING MACHINES: Kemppi®, UTP®.

8 pins

CODE		
BX0483	8 pins Amp-Stecker	1

FOR WELDING MACHINES: Esab®/WTL®.

10 pins

CODE		
BX0484	10 pins Amp-Stecker	1

FOR WELDING MACHINES: Kemppi®.

7 pins

CODE		
BX0486	7 pins Rectec	1

FOR WELDING MACHINES: Bester®, Migatronic®, Rehm®, Cife®, EASY 400 PLUS.

8 pins

CODE		
BX0487	8 pins Burndy-Stecker	1

FOR WELDING MACHINES: EWM®.

3 pins

CODE		
BX0488	3 pins Dioden-Stecker	1

FOR WELDING MACHINES: ESS®, Deca®.

14 pins

CODE		
BX0489	14 pins Amp-Stecker	1

FOR WELDING MACHINES: EWM®, Telwin®, Miller®, Fro®, Cife®.

4 pins

CODE		
BX0516	4 pins Amphenol-Tuchel	1

FOR WELDING MACHINES: Ergus®.

SWITCHES BUTTON KITS









EXPERTIG



SWITCH COVER + SILICON BUTTON KITS


CODE			
TT0611		Single Button Kit	1
TT0612		Double Buttons Kit	1
TT0613		Triple Buttons Kit	1
TT0620		Single Button + Potentiometer Kit	1

PC-BOARDS

CODE			
TT0630		Pc-Board (1 - 2 buttons)	1
TT0634		Pc-Board (3 buttons)	1
TT0631		Pc-Board Single Button + 1 kOhm Potentiometer	1
TT0632		Pc-Board Single Button + 5 kOhm Potentiometer	1
TT0633		Pc-Board Single Button + 10 kOhm Potentiometer	1

TIG TORCH HEADS

EXPERTIG
CLASSIC
TIG V
AUTOTIG



MANUAL

CODE			
TF0009		TIG 9	1
TF0010		TIG 9 FLEX	1
TF0222		TIG 9 FLEX 100 mm	1
TF0017		TIG 17	1
TF0022		TIG 17 FLEX	1
TF0024		TIG 24	1
TF0224		TIG 24 FLEX	1
TF0026		TIG 26	1
TF0027		TIG 26 FLEX	1

VALVE

CODE			
TF0109		TIG 9 V	1
TF0110		TIG 9 V FLEX	1
TF0117		TIG 17 V	1
TF0118		TIG 17 V FLEX	1
TF0126		TIG 26 V	1
TF0127		TIG 26 V FLEX	1

AUTOMATIC

CODE			
TF1000		AUTOTIG 9	1
TF1001		AUTOTIG 26	1


MANUAL

CODE			
TG0018		TIG 18	1
TG0118		TIG 18 FLEX	1
TG0913		TIG 18 HC	1
TG0914		TIG 18 HC FLEX	1
TG0020		TIG 20	1
TG0220		TIG 20 FLEX	1
TG0223		TIG 20 FLEX 125 mm	1
TG0912		TIG 20 HC	1
TG0911		TIG 20 HC FLEX	1
TG0024		TIG 24W	1
TG0224		TIG 24W FLEX	1
TG0025		TIG 25	1
TG0917		SUPER 50	1

AUTOMATIC

CODE			
TG1001		AUTOTIG 18	1
TG1000		AUTOTIG 20	1

TUNGSTEN ELECTRODES



CODE		\emptyset	\longleftrightarrow	
TR0001-10	WP Pure	1,00 mm	150 mm	1
TR0001-16		1,60 mm	150 mm	1
TR0001-20		2,00 mm	150 mm	1
TR0001-24		2,40 mm	150 mm	1
TR0001-32		3,20 mm	150 mm	1
TR0001-40		4,00 mm	150 mm	1
TR0002-10	Green 	1,00 mm	175 mm	1
TR0002-16		1,60 mm	175 mm	1
TR0002-20		2,00 mm	175 mm	1
TR0002-24		2,40 mm	175 mm	1
TR0002-32		3,20 mm	175 mm	1
TR0002-40		4,00 mm	175 mm	1

CODE		\emptyset	\longleftrightarrow	
TR0013-10	WLa15 Lanthanium La ₂ O ₃ Gold	1,00 mm	150 mm	1
TR0013-16		1,60 mm	150 mm	1
TR0013-20		2,00 mm	150 mm	1
TR0013-24		2,40 mm	150 mm	1
TR0013-32		3,20 mm	150 mm	1
TR0013-40		4,00 mm	150 mm	1
TR0014-10		1,00 mm	175 mm	1
TR0014-16		1,60 mm	175 mm	1
TR0014-20		2,00 mm	175 mm	1
TR0014-24		2,40 mm	175 mm	1
TR0014-32		3,20 mm	175 mm	1
TR0014-40		4,00 mm	175 mm	1

CODE		\emptyset	\longleftrightarrow	
TR0007-10	WCe20 Ceriated CeO ₂ Gray	1,00 mm	150 mm	1
TR0007-16		1,60 mm	150 mm	1
TR0007-20		2,00 mm	150 mm	1
TR0007-24		2,40 mm	150 mm	1
TR0007-32		3,20 mm	150 mm	1
TR0007-40		4,00 mm	150 mm	1
TR0008-10		1,00 mm	175 mm	1
TR0008-16		1,60 mm	175 mm	1
TR0008-20		2,00 mm	175 mm	1
TR0008-24		2,40 mm	175 mm	1
TR0008-32		3,20 mm	175 mm	1
TR0008-40		4,00 mm	175 mm	1

CODE		\emptyset	\longleftrightarrow	
TR0017-10	WLa20 Lanthanium La ₂ O ₃ Blue	1,00 mm	150 mm	1
TR0017-16		1,60 mm	150 mm	1
TR0017-20		2,00 mm	150 mm	1
TR0017-24		2,40 mm	150 mm	1
TR0017-32		3,20 mm	150 mm	1
TR0017-40		4,00 mm	150 mm	1
TR0018-10		1,00 mm	175 mm	1
TR0018-16		1,60 mm	175 mm	1
TR0018-20		2,00 mm	175 mm	1
TR0018-24		2,40 mm	175 mm	1
TR0018-32		3,20 mm	175 mm	1
TR0018-40		4,00 mm	175 mm	1

CODE		\emptyset	\longleftrightarrow	
TR0011-10	WLa10 Lanthanium La ₂ O ₃ Black	1,00 mm	150 mm	1
TR0011-16		1,60 mm	150 mm	1
TR0011-20		2,00 mm	150 mm	1
TR0011-24		2,40 mm	150 mm	1
TR0011-32		3,20 mm	150 mm	1
TR0011-40		4,00 mm	150 mm	1
TR0012-16		1,40 mm	175 mm	1
TR0012-24		2,40 mm	175 mm	1
TR0012-32		3,20 mm	175 mm	1

CODE		\emptyset	\longleftrightarrow	
TR0021-10	WR2 Rare earth mix Turquoise	1,00 mm	150 mm	1
TR0021-16		1,60 mm	150 mm	1
TR0021-20		2,00 mm	150 mm	1
TR0021-24		2,40 mm	150 mm	1
TR0021-32		3,20 mm	150 mm	1
TR0021-40		4,00 mm	150 mm	1
TR0022-10		1,00 mm	175 mm	1
TR0022-16		1,60 mm	175 mm	1
TR0022-20		2,00 mm	175 mm	1
TR0022-24		2,40 mm	175 mm	1
TR0022-32		3,20 mm	175 mm	1
TR0022-40		4,00 mm	175 mm	1

TIG CONSUMABLE KITS

STARTER KITS



9 - 20 - 20 HC - 25

CODE	Ø		
TT0221	1,6 mm	1/16"	1
TT0222	2,4 mm	3/32"	1

17 - 18 - 18 HC - 26

CODE	Ø		
TT0223	1,6 mm	1/16"	1
TT0224	2,4 mm	3/32"	1

24 - 24W

CODE	Ø		
TT0226	1,6 mm	1/16"	1

STARTER KITS



9 - 20 - 20 HC - 25

CODE	Ø		
TT0101	1,6 mm	1/16"	1
TT0102	2,4 mm	3/32"	1

17 - 18 - 18 HC - 26


CODE	Ø		
TT0103	1,6 mm	1/16"	1
TT0104	2,4 mm	3/32"	1
TT0105	3,2 mm	1/8"	1

24 - 24W



CODE	Ø		
TT0203	1,6 mm	1/16"	1
TT0204	2,4 mm	3/32"	1

TIG CONSUMABLE KITS



STARTER KITS WITH BACK CAP



9 - 20 - 20 HC - 25

CODE	Ø			
TT0021	1,6 mm	1/16"	WC20	1
TT0022	2,4 mm	3/32"	WC20	1


17 - 18 - 18 HC - 26

CODE	Ø			
TT0023	1,6 mm	1/16"	WC20	1
TT0024	2,4 mm	3/32"	WC20	1
TT0025	3,2 mm	1/8"	WC20	1


MASTER KITS




9 - 20 - 20 HC - 25

CODE	Ø	
TT0109	1,0 mm - 1,6 mm - 2,0 mm - 2,4 mm - 3,2 mm	1

17 - 18 - 18 HC - 26

CODE	Ø	
TT0110	1,6 mm - 2,0 mm - 2,4 mm - 3,2 mm - 4,0 mm	1

TIG 9 / 20 / 20 HC / 25 - CONSUMABLES



STANDARD

	CODE		Gr	Ø	↔	REF	
1	TC0012		4	6,4 mm 1/4"	30 mm	13N08	10
1	TC0013		5	8 mm 5/16"	30 mm	13N09	10
1	TC0014		6	9,8 mm 3/8"	30 mm	13N10	10
1	TC0015		7	11,2 mm 7/16"	30 mm	13N11	10
1	TC0016		8	12,7 mm 1/2"	30 mm	13N12	10
1	TC0017		10	15,7 mm 5/8"	30 mm	13N13	10
1	TC0096		4	6,5 mm 1/4"	48 mm	796F71	10
1	TC0097		5	8 mm 5/16"	48 mm	796F72	10
1	TC0098		6	9,5 mm 3/8"	48 mm	796F73	10
1	TC0101		4	6,5 mm 1/4"	63 mm	796F75	10
1	TC0102		5	8 mm 5/16"	63 mm	796F76	10
1	TC0103		4	6,5 mm 1/4"	89 mm	796F79	10
2	TE0003-05			0,5 mm .020"	21 mm	13N25	10
2	TE0003-10			1,0 mm .040"	21 mm	13N26	10
2	TE0003-16			1,6 mm 1/16"	21 mm	13N27	10
2	TE0003-20			2,0 mm 5/64"	21 mm	-	10
2	TE0003-24			2,4 mm 3/32"	21 mm	13N28	10
2	TE0003-32			3,2 mm 1/8"	21 mm	13N29	10

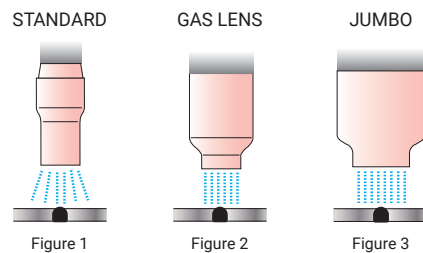
	CODE		Gr	Ø	↔	REF	
3	TD0003-05			0,5 mm .020"	25 mm	13N20	10
3	TD0003-10			1,0 mm .040"	25 mm	13N21	10
3	TD0003-16			1,6 mm 1/16"	25 mm	13N22	10
3	TD0003-20			2,0 mm 5/64"	25 mm	-	10
3	TD0003-24			2,4 mm 3/32"	25 mm	13N23	10
3	TD0003-32			3,2 mm 1/8"	25 mm	13N24	10
4	TQ0001					598882	10
7	BW0063				147,5 mm	41V24	10
7	BW0064				53 mm	41V35	10
7	BW0065				17,5 mm	41V33	10
7	EA0129						10

GAS LENS

	CODE		Gr	Ø	↔	REF	
1	TC0041		4	6,4 mm 1/4"	25,5 mm	53N58	10
1	TC0042		5	8 mm 5/16"	25,5 mm	53N59	10
1	TC0043		6	9,8 mm 3/8"	25,5 mm	53N60	10
1	TC0044		7	11,2 mm 7/16"	25,5 mm	53N61	10
1	TC0045		8	12,7 mm 1/2"	25,5 mm	53N61S	10
2	TE0005-05			0,5 mm .020"	22 mm	45V41	10
2	TE0005-10			1,0 mm .040"	22 mm	45V42	10
2	TE0005-16			1,6 mm 1/16"	22 mm	45V43	10
2	TE0005-20	Cu + CuZn		2,0 mm 5/64"	22 mm	-	10
2	TE0005-24			2,4 mm 3/32"	22 mm	45V44	10
2	TE0005-32			3,2 mm 1/8"	22 mm	45V45	10
2	TE0025-16			1,6 mm 1/16"	22 mm	-	10
2	TE0025-20			2,0 mm 5/64"	22 mm	-	10
2	TE0025-24	Cu		2,4 mm 3/32"	22 mm	-	10
2	TE0025-32			3,2 mm 1/8"	22 mm	-	10
3	TD0003-05			0,5 mm .020"	25 mm	13N20	10
3	TD0003-10			1,0 mm .040"	25 mm	13N21	10
3	TD0003-16			1,6 mm 1/16"	25 mm	13N22	10
3	TD0003-20			2,0 mm 5/64"	25 mm	-	10
3	TD0003-24			2,4 mm 3/32"	25 mm	13N23	10
3	TD0003-32			3,2 mm 1/8"	25 mm	13N24	10
4	TQ0001					598882	10
7	BW0063				147,5 mm	41V24	10
7	BW0064				53 mm	41V35	10
7	BW0065				17,5 mm	41V33	10
7	EA0129						10


GAS LENS XL (JUMBO)

	CODE		Gr	Ø	↔	REF	
1	TC0118		8	12,7 mm 1/2"	48 mm	57N74	10
1	TC0119		10	15,7 mm 5/8"	48 mm	53N88	10
1	TC0120		12	19,5 mm 3/4"	48 mm	53N87	10
2	TE0088-16			1,6 mm 1/16"	40 mm	45V116S	2
2	TE0088-24			2,4 mm 3/32"	40 mm	45V64S	2
2	TE0088-32			3,2 mm 1/8"	40 mm	-	2
3	TD0088-16			1,6 mm 1/16"	40 mm	13N22L	10
3	TD0088-20			2,0 mm 5/64"	40 mm	-	10
3	TD0088-24			2,4 mm 3/32"	40 mm	13N23L	10
3	TD0088-32			3,2 mm 1/8"	40 mm	13N24L	10
4	TQ0026					54N6320	10
7	BW0063				147,5 mm	41V24	10
7	BW0064				53 mm	41V35	10
7	BW0065				17,5 mm	41V33	10
7	EA0129						10



Protection gas flow is usually guttered by a STANDARD ceramic nozzle (Figure 1). Such flow is affected by turbulences of torch head which are caused by the inlet pressure. In order to assure an uniform gas distribution, above all in stainless steel, titanium and aluminium alloys welding, we suggest the use of GAS LENS spare parts. The electrode holder equipped with a gas lens net, uniform the flow (Figure 2) and aid to save the protection gas. Where permitted by external dimensions, it is recommended the JUMBO version which increases the protected surface with advantage for welding quality (Figure 3).

TIG 17 / 18 / 18 HC / 26 - CONSUMABLES



STANDARD

	CODE		Gr	Ø		↔	REF	
1	TC0002		4	6,4 mm	1/4"	47 mm	10N50	10
1	TC0003		5	8 mm	5/16"	47 mm	10N49	10
1	TC0004		6	9,8 mm	3/8"	47 mm	10N48	10
1	TC0005		7	11,2 mm	7/16"	47 mm	10N47	10
1	TC0006		8	12,7 mm	1/2"	47 mm	10N46	10
1	TC0007		10	15,7 mm	5/8"	47 mm	10N45	10
1	TC0008		12	19 mm	3/4"	47 mm	10N44	10
1	TC0091		5	8 mm	5/16"	76 mm	10N49L	10
1	TC0092		6	9,5 mm	3/8"	76 mm	10N48L	10
1	TC0093		7	11 mm		76 mm	10N47L	10
2	TE0001-05			0,5 mm	.020"	47 mm	10N29	10
2	TE0001-10			1,0 mm	.040"	47 mm	10N30	10
2	TE0001-16			1,6 mm	1/16"	47 mm	10N31	10
2	TE0001-20			2,0 mm	5/64"	47 mm	-	10
2	TE0001-24			2,4 mm	3/32"	47 mm	10N32	10
2	TE0001-32			3,2 mm	1/8"	47 mm	10N28	10
2	TE0001-40			4,0 mm	5/32"	47 mm	406488	10
2	TE0001-48			4,8 mm	3/16"	47 mm	30126	10

	CODE		Gr	Ø		↔	REF	
3	TD0001-05			0,5 mm	.020"	50 mm	10N21	10
3	TD0001-10			1,0 mm	.040"	50 mm	10N22	10
3	TD0001-16			1,6 mm	1/16"	50 mm	10N23	10
3	TD0001-20			2,0 mm	5/64"	50 mm	-	10
3	TD0001-24			2,4 mm	3/32"	50 mm	10N24	10
3	TD0001-32			3,2 mm	1/8"	50 mm	10N25	10
3	TD0001-40			4,0 mm	5/32"	50 mm	54N20	10
3	TD0001-48			4,8 mm	3/16"	50 mm	30028	10
4	TQ0002						18CG	10
4	TQ0008 *						-	10
7	BW0056					58 mm	57Y03	10
7	BW0066					117 mm	57Y02	10
7	BW0067					22,5 mm	57Y04	10
7	EA0130							10

* ONLY FOR 18 HC

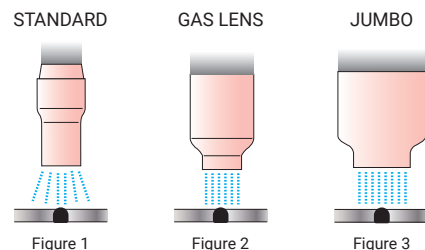
GAS LENS

	CODE		Gr	Ø		↔	REF	
1	TC0031		4	6,4 mm	1/4"	42 mm	54N18	10
1	TC0032		5	8 mm	5/16"	42 mm	54N17	10
1	TC0033		6	9,8 mm	3/8"	42 mm	54N16	10
1	TC0034		7	11,2 mm	7/16"	42 mm	54N15	10
1	TC0035		8	12,7 mm	1/2"	42 mm	54N14	10
1	TC0036		11	19 mm	3/4"	42 mm	53N87	10
1	TC0037			17,2 mm		28,6 mm	54N19	10
1	TC0086		5	8 mm	5/16"	76 mm	54N17L	10
1	TC0087		6	9,5 mm	3/8"	76 mm	54N16L	10
1	TC0088		7	11 mm		76 mm	54N15L	10
2	TE0006-05			0,5 mm	.020"	50 mm	45V29	10
2	TE0006-10			1,0 mm	.040"	50 mm	45V24	10
2	TE0006-16			1,6 mm	1/16"	50 mm	45V25	10
2	TE0006-20			2,0 mm	5/64"	50 mm	-	10
2	TE0006-24	Cu + CuZn		2,4 mm	3/32"	50 mm	45V26	10
2	TE0006-32			3,2 mm	1/8"	50 mm	45V27	10
2	TE0006-40			4,0 mm	5/32"	50 mm	45V28	10
3	TD0022-10			1,0 mm	.040"	52 mm	-	10
3	TD0022-16			1,6 mm	1/16"	52 mm	-	10
3	TD0022-24			2,4 mm	3/32"	52 mm	-	10
3	TD0022-32			3,2 mm	1/8"	52 mm	-	10
3	TD0022-40			4,0 mm	5/32"	52 mm	-	10
4	TQ0003						54N01	10
7	BW0056					58 mm	57Y03	10
7	BW0066					117 mm	57Y02	10
7	BW0067					22,5 mm	57Y04	10
7	EA0130							10

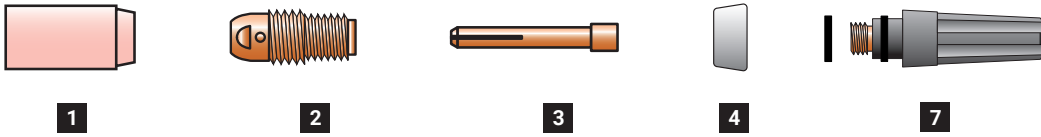
GAS LENS XL (JUMBO)

	CODE		Gr	Ø		↔	REF	
1	TC0118		8	12,7 mm	1/2"	48 mm	57N74	10
1	TC0119		10	15,7 mm	5/8"	48 mm	53N88	10
1	TC0120		12	19,5 mm	3/4"	48 mm	53N87	10
2	TE0009-16			1,6 mm	1/16"	51 mm	45V16	2
2	TE0009-24			2,4 mm	3/32"	51 mm	45V64	2
2	TE0009-32			3,2 mm	1/8"	51 mm	995795	2
2	TE0009-40			4,0 mm	5/32"	51 mm	45V63	2
3	TD0001-05			0,5 mm	.020"	50 mm	10N21	10
3	TD0001-10			1,0 mm	.040"	50 mm	10N22	10
3	TD0001-16			1,6 mm	1/16"	50 mm	10N23	10
3	TD0001-20			2,0 mm	5/64"	50 mm	-	10
3	TD0001-24			2,4 mm	3/32"	50 mm	10N24	10
3	TD0001-32			3,2 mm	1/8"	50 mm	10N25	10
3	TD0001-40			4,0 mm	5/32"	50 mm	54N20	10
3	TD0001-48			4,8 mm	3/16"	50 mm	30028	10
4	TQ0027						54N63	10
7	BW0056					58 mm	57Y03	10
7	BW0066					117 mm	57Y02	10
7	BW0067					22,5 mm	57Y04	10
7	EA0130							10

Protection gas flow is usually guttered by a STANDARD ceramic nozzle (Figure 1). Such flow is affected by turbulences of torch head which are caused by the inlet pressure. In order to assure an uniform gas distribution, above all in stainless steel, titanium and aluminium alloys welding, we suggest the use of GAS LENS spare parts. The electrode holder equipped with a gas lens net, uniformes the flow (Figure 2) and aid to save the protection gas. Where permitted by external dimensions, it is recommended the JUMBO version which increases the protected surface with advantage for welding quality (Figure 3).



TIG 17 / 18 / 18 HC / 26 - STUBBY CONSUMABLES



STUBBY

	CODE		Gr	Ø		↔	REF	
1	TC0012		4	6,4 mm	1/4"	30 mm	13N08	10
1	TC0013		5	8 mm	5/16"	30 mm	13N09	10
1	TC0014		6	9,8 mm	3/8"	30 mm	13N10	10
1	TC0015		7	11,2 mm	7/16"	30 mm	13N11	10
1	TC0016		8	12,7 mm	1/2"	30 mm	13N12	10
1	TC0017		10	15,7 mm	5/8"	30 mm	13N13	10
1	TC0096		4	6,5 mm	1/4"	48 mm	796F71	10
1	TC0097		5	8 mm	5/16"	48 mm	796F72	10
1	TC0098		6	9,5 mm	3/8"	48 mm	796F73	10
1	TC0101		4	6,5 mm	1/4"	63 mm	796F75	10
1	TC0102		5	8 mm	5/16"	63 mm	796F76	10
1	TC0103		4	6,5 mm	1/4"	89 mm	796F79	10
2	TE0002-00		1,0-3,2 mm		.040"-1/8"	24,5 mm	17CB20	10
3	TD0002-10		1,0 mm	.040"	29 mm	10N22S	10	
3	TD0002-16		1,6 mm	1/16"	29 mm	10N23S	10	
3	TD0002-20		2,0 mm		29 mm		10	
3	TD0002-24		2,4 mm	3/32"	29 mm	10N24S	10	
3	TD0002-32		3,2 mm	1/8"	29 mm	10N25S	10	
4	TQ0002						18CG	10
4	TQ0008 *						-	10
7	BW0056					58 mm	57Y03	10
7	BW0066					117 mm	57Y02	10
7	BW0067					22,5 mm	57Y04	10
7	EA0130							10

* ONLY FOR 18 HC

STUBBY GAS LENS

	CODE		Gr	Ø		↔	REF	
1	TC0041		4	6,4 mm	1/4"	25,5 mm	53N58	10
1	TC0042		5	8 mm	5/16"	25,5 mm	53N59	10
1	TC0043		6	9,8 mm	3/8"	25,5 mm	53N60	10
1	TC0044		7	11,2 mm	7/16"	25,5 mm	53N61	10
1	TC0045		8	12,7 mm	1/2"	25,5 mm	53N61S	10
2	TE0095-16		1,6 mm	1/16"	29 mm	-	10	
2	TE0095-20		2,0 mm	5/64"	29 mm	-	10	
2	TE0095-24		2,4 mm	3/32"	29 mm	-	10	
2	TE0095-32	3,2 mm	1/8"	29 mm	-	10		
3	TD0095-16		1,6 mm	1/16"	30,7 mm	-	10	
3	TD0095-20		2,0 mm	5/64"	30,7 mm	-	10	
3	TD0095-24		2,4 mm	3/32"	30,7 mm	-	10	
3	TD0095-32		3,2 mm	1/8"	30,7 mm	-	10	
4	TQ0095						18CG20	10
4	TQ0096 *							10
7	BW0056					58 mm	57Y03	10
7	BW0066					117 mm	57Y02	10
7	BW0067					22,5 mm	57Y04	10
7	EA0130							10

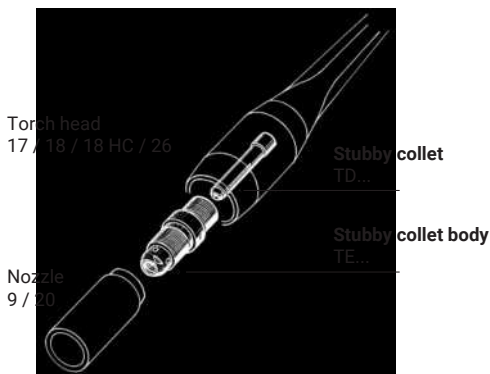
* ONLY FOR 18 HC

STUBBY GAS LENS (C u)

	CODE		Gr	Ø		↔	REF	
1	TC0041		4	6,4 mm	1/4"	25,5 mm	53N58	10
1	TC0042		5	8 mm	5/16"	25,5 mm	53N59	10
1	TC0043		6	9,8 mm	3/8"	25,5 mm	53N60	10
1	TC0044		7	11,2 mm	7/16"	25,5 mm	53N61	10
1	TC0045		8	12,7 mm	1/2"	25,5 mm	53N61S	10
2	TE0096-16		1,6 mm	1/16"	30,6 mm	-	10	
2	TE0096-20		2,0 mm	5/64"	30,6 mm	-	10	
2	TE0096-24		2,4 mm	3/32"	30,6 mm	-	10	
2	TE0096-32	3,2 mm	1/8"	30,6 mm	-	10		
3	TD0096-16		1,6 mm	1/16"	33 mm	-	10	
3	TD0096-20		2,0 mm	5/64"	33 mm	-	10	
3	TD0096-24		2,4 mm	3/32"	33 mm	-	10	
3	TD0096-32		3,2 mm	1/8"	33 mm	-	10	
4	TQ0095						18CG20	10
4	TQ0096 *							10
7	BW0056					58 mm	57Y03	10
7	BW0066					117 mm	57Y02	10
7	BW0067					22,5 mm	57Y04	10
7	EA0130							10

* ONLY FOR 18 HC

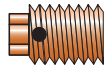
The Stubby collets allow the use of the small nozzles of the 9/20 series on the 17/18/26 torch bodies.



TIG 24 / 24W - CONSUMABLES



1



2



3



4

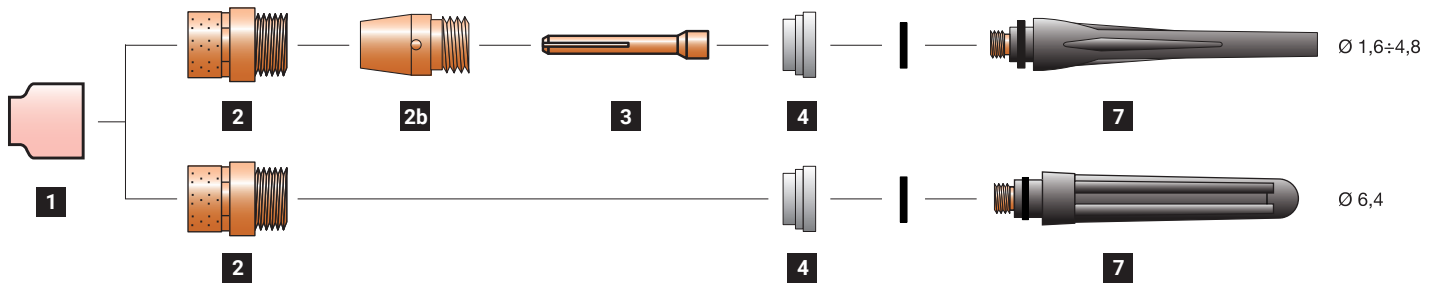
STANDARD

	CODE		Gr	Ø		↔	REF	
1	TC0021		.165	4 mm	5/32"	16 mm	53N23	10
1	TC0022		4	6,4 mm	1/4"	16,5 mm	53N24	10
1	TC0023		5	8 mm	5/16"	15,6 mm	53N25	10
1	TC0024		6	9,8 mm	3/8"	15,6 mm	53N27	10
1	TC0027		4	6,4 mm	1/4"	29 mm	53N28	10
1	TC0028		6	9,8 mm	3/8"	29 mm	53N26	10
2	TE0004-05			0,5 mm	.020"	12 mm	53N17	10
2	TE0004-10			1,0 mm	.040"	12 mm	53N18	10
2	TE0004-16			1,6 mm	1/16"	12 mm	53N19	10
2	TE0004-24			2,4 mm	3/32"	12 mm	24CB332	10
3	TD0004-10			1,0 mm	.040"	14 mm	53N16	10
3	TD0004-16			1,6 mm	1/16"	14 mm	53N14	10
3	TD0004-24			2,4 mm	3/32"	14 mm	24C332	10
4	TQ0004						53N22	10

GAS LENS

	CODE		Gr	Ø		↔	REF	
1	TC0041		4	6,4 mm	1/4"	25,5 mm	53N58	10
1	TC0042		5	8 mm	5/16"	25,5 mm	53N59	10
1	TC0043		6	9,8 mm	3/8"	25,5 mm	53N60	10
1	TC0044		7	11,2 mm	7/16"	25,5 mm	53N61	10
1	TC0045		8	12,7 mm	1/2"	25,5 mm	53N61S	10
2	TE0005-05			0,5 mm	.020"	22 mm	45V41	10
2	TE0005-10			1,0 mm	.040"	22 mm	45V42	10
2	TE0005-16			1,6 mm	1/16"	22 mm	45V43	10
2	TE0005-20			2,0 mm	5/64"	22 mm		10
2	TE0005-24			2,4 mm	3/32"	22 mm	45V44	10
3	TD0005-05			0,5 mm	.020"	23 mm	53N62	10
3	TD0005-10			1,0 mm	.040"	23 mm	53N63	10
3	TD0005-16			1,6 mm	1/16"	23 mm	53N64	10
3	TD0005-24			2,4 mm	3/32"	23 mm	24GLC332	10
4	TQ0024						53N66	10

TIG SUPER 50 - CONSUMABLES



STANDARD 500A FOR Ø 1,6÷4,8 ELECTRODES

	CODE		Gr	Ø		↔	REF	
1	TC0118		8	12,7 mm	1/2"	48 mm	57N74	10
1	TC0119		10	15,7 mm	5/8"	48 mm	53N88	10
1	TC0120		12	19,5 mm	3/4"	48 mm	53N87	10
2	TE0097-16			1,6 mm	1/16"		-	2
2	TE0097-24			2,4 mm	3/32"		-	2
2	TE0097-32			3,2 mm	1/8"		-	2
2	TE0097-40			4,0 mm	5/32"		-	2
2	TE0097-48			4,8 mm	3/16"		-	2
2b	TE0098-48			1,6 ÷ 4,8 mm	1/16" ÷ 3/16"		-	1
3	TD0097-16			1,6 mm	1/16"		-	10
3	TD0097-24			2,4 mm	3/32"		-	10
3	TD0097-32			3,2 mm	1/8"		-	10
3	TD0097-40			4,0 mm	5/32"		-	10
3	TD0097-48			4,8 mm	3/16"		-	10
4	TQ0993						-	10
7	BW0056					58 mm	57Y03	10
7	BW0066					117 mm	57Y02	10
7	BW0067					22,5 mm	57Y04	10
7	EA0130							10

STANDARD 500A FOR Ø 6,4 ELECTRODES

	CODE		Gr	Ø		↔	REF	
1	TC0118		8	12,7 mm	1/2"	48 mm	57N74	10
1	TC0119		10	15,7 mm	5/8"	48 mm	53N88	10
1	TC0120		12	19,5 mm	3/4"	48 mm	53N87	10
2	TE0097-64			6,4 mm	1/4"		-	1
4	TQ0993						-	10
7	BW0993			6,4 mm	1/4"		-	10
7	BW0994			6,4 mm	1/4"		-	10
7	EA0130							10

Ø 6,4mm /1/4" : collet (part 3) is included in the back cup (5); part 2b not required.

























STANDARD 400A











	CODE		Gr	Ø		↔	REF		
1	TC0002		4	6,4 mm	1/4"	47 mm	10N50	10	
1	TC0003		5	8 mm	5/16"	47 mm	10N49	10	
1	TC0004		6	9,8 mm	3/8"	47 mm	10N48	10	
1	TC0005		7	11,2 mm	7/16"	47 mm	10N47	10	
1	TC0006		8	12,7 mm	1/2"	47 mm	10N46	10	
1	TC0007		10	15,7 mm	5/8"	47 mm	10N45	10	
1	TC0008		12	19 mm	3/4"	47 mm	10N44	10	
1	TC0091		5	8 mm	5/16"	76 mm	10N49L	10	
1	TC0092		6	9,5 mm	3/8"	76 mm	10N48L	10	
1	TC0093		7	11 mm		76 mm	10N47L	10	
2	TE0001-05			0,5 mm	.020"	47 mm	10N29	10	
2	TE0001-10			1,0 mm	.040"	47 mm	10N30	10	
2	TE0001-16			1,6 mm	1/16"	47 mm	10N31	10	
2	TE0001-20			2,0 mm	5/64"	47 mm	-	10	
2	TE0001-24			2,4 mm	3/32"	47 mm	10N32	10	
2	TE0001-32			3,2 mm	1/8"	47 mm	10N28	10	
2	TE0001-40			4,0 mm	5/32"	47 mm	406488	10	
2	TE0001-48			4,8 mm	3/16"	47 mm	30126	10	
3	TD0001-05				0,5 mm	.020"	50 mm	10N21	10
3	TD0001-10				1,0 mm	.040"	50 mm	10N22	10
3	TD0001-16				1,6 mm	1/16"	50 mm	10N23	10
3	TD0001-20				2,0 mm	5/64"	50 mm	-	10
3	TD0001-24				2,4 mm	3/32"	50 mm	10N24	10
3	TD0001-32				3,2 mm	1/8"	50 mm	10N25	10
3	TD0001-40				4,0 mm	5/32"	50 mm	54N20	10
3	TD0001-48				4,8 mm	3/16"	50 mm	30028	10
4	TQ0008						-	10	
7	BW0056					58 mm	57Y03	10	
7	BW0066					117 mm	57Y02	10	
7	BW0067					22,5 mm	57Y04	10	
7	EA0130							10	

Series 18 HC parts can be used for Super 50 at 400A or less.

TIG CONSUMABLES BLISTER



CODE				PCS X 	 X 
BW0056P		tig cap 58 mm	17 – 18 – 26	3	10
BW0064P		back cap 53 mm	9 – 20	3	10
BW0065P		back cap 17,5 mm	9 – 20	3	10
BW0067P		back cap 22,5 mm	17 – 18 – 26	3	10
TC0003P		gr 5	17 – 18 – 26	6	10
TC0004P		gr 6	17 – 18 – 26	6	10
TC0005P		gr 7	17 – 18 – 26	6	10
TC0006P		gr 8	17 – 18 – 26	6	10
TC0007P		gr 10	17 – 18 – 26	6	10
TC0008P		gr 12	17 – 18 – 26	6	10
TC0012P		gr 4	9 – 20	6	10
TC0013P		gr 5	9 – 20	6	10
TC0014P		gr 6	9 – 20	6	10
TC0015P		gr 7	9 – 20	6	10
TC0016P		gr 8	9 – 20	6	10
TC0017P		gr 10	9 – 20	6	10
TD0001P16		Ø 1.6	17 – 18 – 26	4	10
TD0001P20		Ø 2.0	17 – 18 – 26	4	10
TD0001P24		Ø 2.4	17 – 18 – 26	4	10
TD0001P32		Ø 3.2	17 – 18 – 26	4	10
TD0001P40		Ø 4.0	17 – 18 – 26	4	10
TD0003P16		Ø 1.6	9 – 20	4	10
TD0003P20		Ø 2.0	9 – 20	4	10
TD0003P24		Ø 2.4	9 – 20	4	10
TD0003P32		Ø 3.2	9 – 20	4	10

CODE				PCS X 	 X 
TE0001P16		Ø 1.6	17 – 18 – 26	3	10
TE0001P20		Ø 2.0	17 – 18 – 26	3	10
TE0001P24		Ø 2.4	17 – 18 – 26	3	10
TE0001P32		Ø 3.2	17 – 18 – 26	3	10
TE0001P40		Ø 4.0	17 – 18 – 26	3	10
TE0003P16		Ø 1.6	9 – 20	3	10
TE0003P20		Ø 2.0	9 – 20	3	10
TE0003P24		Ø 2.4	9 – 20	3	10
TE0003P32		Ø 3.2	9 – 20	3	10
TQ0001P		insulator	9 – 20	3	10
TQ0002P		insulator	17 – 18 – 26	3	10

QUICK CONNECTORS


WATER - MINI GAS



WATER




CODE		COLOR	
FA3020	water - Ø 6 mm	-	10
FA3083	water - Ø 8 mm	-	10



CODE	∅	COLOR	
FA3045	Ø 6 mm	-	10
FA3046	Ø 8 mm	-	10
FA3047	Ø 10 mm	-	10
FA3075	Ø 6 mm	red	10
FA3076	Ø 8 mm	red	10
FA3085	Ø 6 mm	blue	10
FA3086	Ø 8 mm	blue	10



CODE	A	COLOR	
FA3066	1/8 G	-	10



CODE		COLOR	
FA1088	water - 5/8-18 UNF LH		1



CODE	A	COLOR	
FA3044	1/8 G	-	10
FA3074	1/8 G	red	10
FA3084	1/8 G	blue	10




CODE	A	COLOR	
FA3051	M 14x1	-	10
FA3052	¼ G	-	10
FA3053	3/8 G	-	10

MINI GAS



CODE		COLOR	
FA3081	mini GAS - Ø 5 mm	-	10



CODE		COLOR	
FA3054	Ø 5 mm	-	10

REDUCTIONS



CODE	A	
------	---	--

FA5121		M12x1	1
FA5122		9/16 - 18 UNF	1
FA5123		3/8" G	1
FA5124		1/4 G	M14x1

CODE	B	
------	---	--

FA5125		1/8" G	1
		1/4 G	

CODE	C	
------	---	--

FA5003		M14x1	1	
FA5028		1/8" G	1	
FA5029		1/4" G	1	
FA5039		M10x1	1	
FA5040		3/8 G	M12x1	1

CODE	D	
------	---	--

FA5105		1/4" G	1
FA5106		3/8" G	1
FA5110		M 12x1	M10x1

CODE	E	
------	---	--

FA5107		5/8" - 18 UNF RH	1
FA5108		3/8" - 18 UNF RH	1
FA5109		7/8" - 18 UNF RH	M 12x1

CODE	B	
------	---	--

FA5129		1/4" G	1
		1/4 G	

CODE	F	
------	---	--

FA5004		3/8" G	1
FA5045		9/16 - 18 UNF	1
FA5049		M14x1	M12x1

CODE	G	
------	---	--

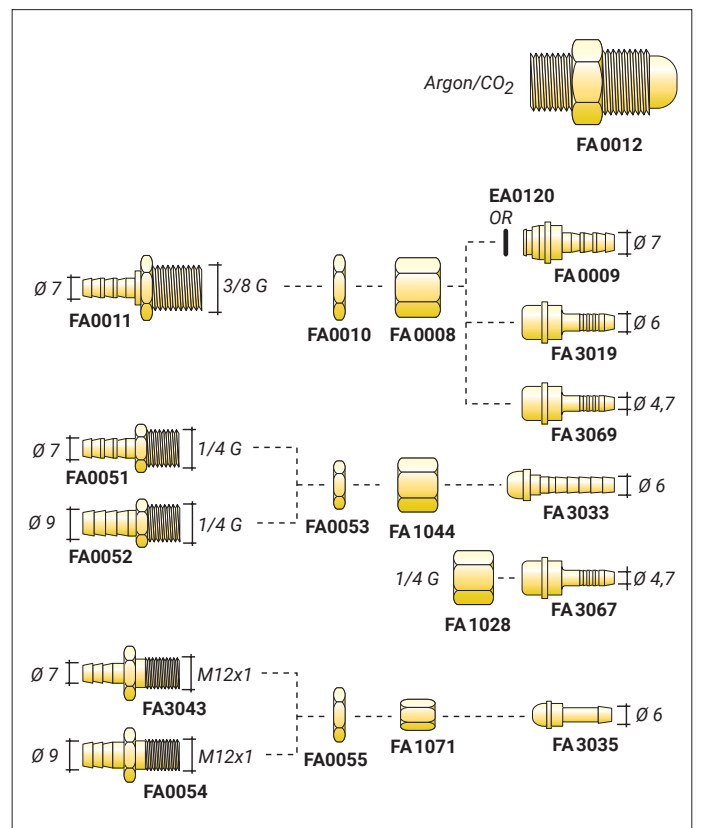
FA5131		1/8 G	3/8" G	1
FA5132		G	1/4" G	1

CODE	H	
------	---	--

FA5146		M12x1	1
		M12x1	

CODE	M	
------	---	--

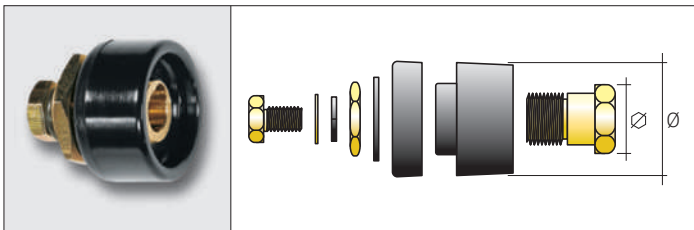

FA5114		M10x1	1
		M12x1	



CABLE CONNECTORS

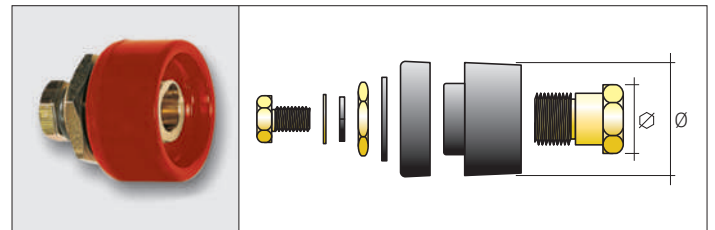
PANEL SOCKETS / PLUGS

CE EN60974-12



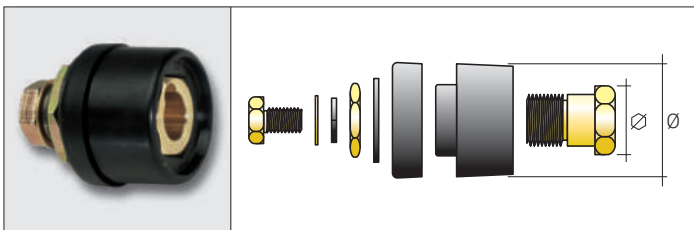
TBE MINI

CODE	⊗	∅	∅	X 60%	AWG	
CX0030	10 – 25 mm ²	14 mm	32 mm	200 A	6-4	100
CX0530	10 – 25 mm ²	14 mm	32 mm	200 A	6-4	1



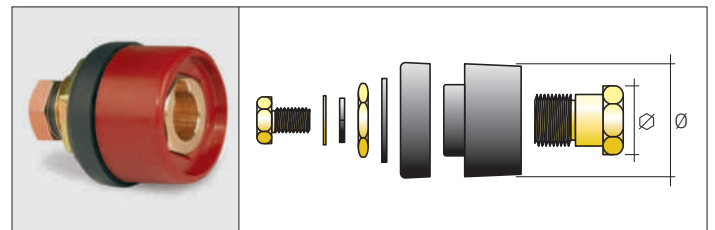
TBE MINI

CODE	⊗	∅	∅	X 60%	AWG	
CX0529	10 – 25 mm ²	14 mm	32 mm	200 A	6-4	1



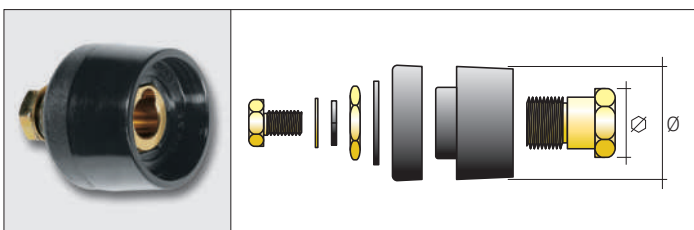
TBE STD

CODE	⊗	∅	∅	X 60%	AWG	
CX0558	35 – 70 mm ²	21 mm	38 mm	400 A	1-2/0	1
CX0058	35 – 70 mm ²	21 mm	38 mm	400 A	1-2/0	50
CX0559	70 – 95 mm ²	24 mm	38 mm	500 A	2/0-3/0	1
CX0059	70 – 95 mm ²	24 mm	38 mm	500 A	2/0-3/0	50



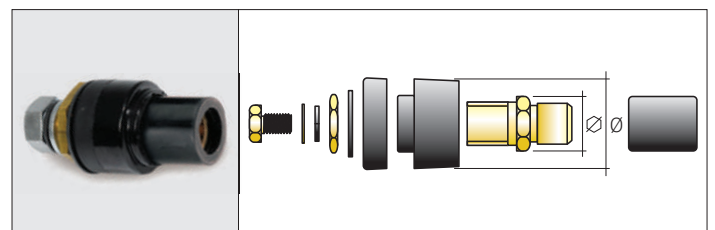
TBE STD

CODE	⊗	∅	∅	X 60%	AWG	
CX0560	35 – 70 mm ²	21 mm	38 mm	400 A	1-2/0	1



TBE HIGH

CODE	⊗	∅	∅	X 60%	AWG	
CX0031	35 – 70 mm ²	21 mm	49 mm	400 A	2-2/0	50
CX0531	35 – 70 mm ²	21 mm	49 mm	400 A	2-2/0	1
CX0032	70 – 95 mm ²	24 mm	49 mm	500 A	2/0-3/0	50
CX0532	70 – 95 mm ²	24 mm	49 mm	500 A	2/0-3/0	1



TBE ULTRA

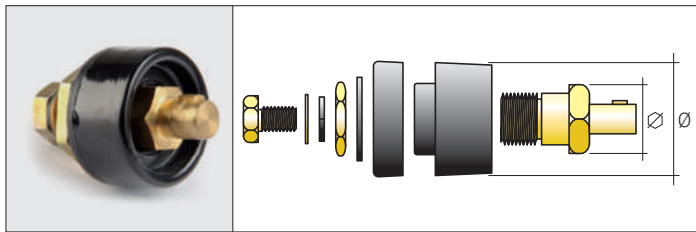
CODE	⊗	∅	∅	X 60%	AWG	
CX0033	95 – 120 mm ²	28 mm	44 mm	590 A	3/0-4/0	25
CX0533	95 – 120 mm ²	28 mm	44 mm	590 A	3/0-4/0	1

AWG = American Wire Gauge

CABLE CONNECTORS

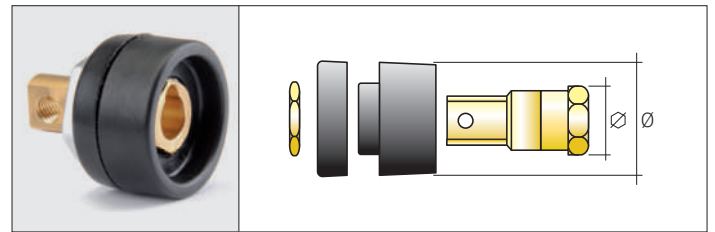
PANEL SOCKETS / PLUGS

CE EN60974-12



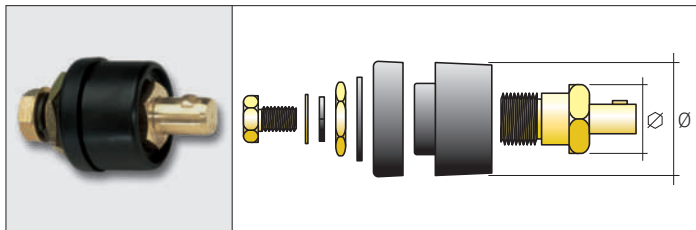
TSE MINI

CODE	⊗	∅	∅	X 60%	AWG	📦
CX0010	10 – 25 mm ²	14 mm	32 mm	200 A	6-4	100



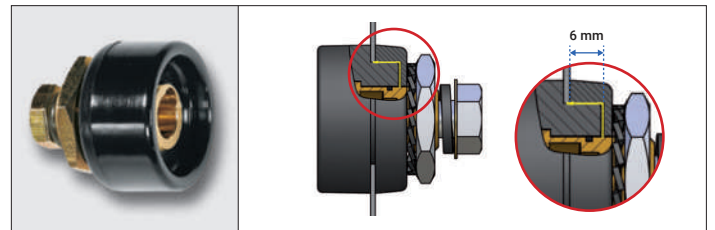
TBE MINI PLASMA 90°

CODE	⊗	∅	∅	X 60%	AWG	📦
CX0180	10 – 25 mm ²	14 mm	32 mm	200 A	6-4	200



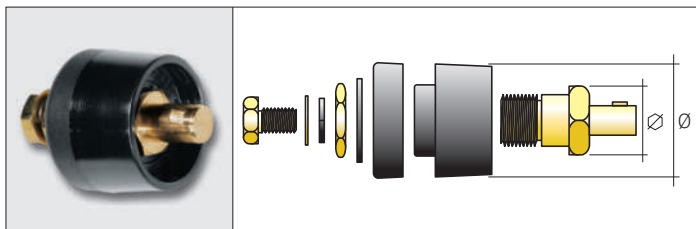
TSE STD

CODE	⊗	∅	∅	X 60%	AWG	📦
CX0072	35 – 70 mm ²	21 mm	38 mm	400 A	2-2/0	50
CX0073	70 – 95 mm ²	24 mm	38 mm	500 A	2/0-3/0	50
CX0572	35 – 70 mm ²	21 mm	38 mm	400 A	2-2/0	1
CX0573	70 – 95 mm ²	24 mm	38 mm	500 A	2/0-3/0	1



TBE MINI PLASMA

CODE	⊗	∅	∅	X 60%	AWG	📦
CX0015	10 – 25 mm ²	14 mm	32 mm	200 A	6-4	100



TSE HIGH

CODE	⊗	∅	∅	X 60%	AWG	📦
CX0012	35 – 70 mm ²	21 mm	49 mm	400 A	2-2/0	50
CX0013	70 – 95 mm ²	24 mm	49 mm	500 A	2/0-3/0	50



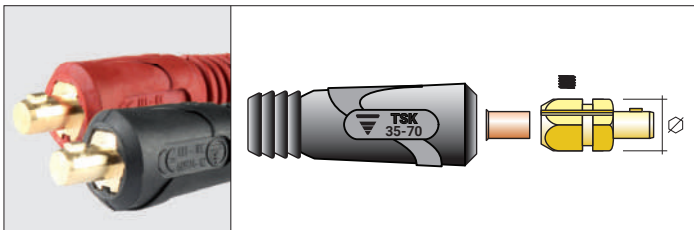
ADAPTER SK

CODE	⊗	∅	∅	X 60%	AWG	📦
CX0070	10 – 25 mm ²	21 mm	38 mm			1

AWG = American Wire Gauge

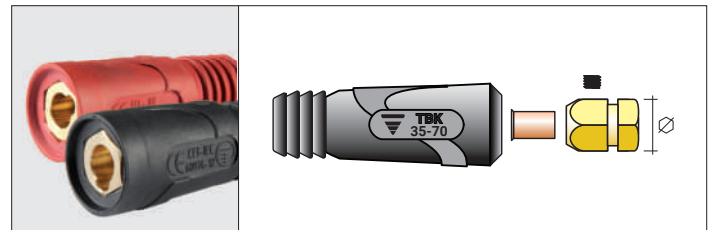
CABLE CONNECTORS
SOCKETS / PLUGS

CE EN60974-12



TSK - BLACK

CODE	⊗	∅	X 60%	AWG	📦
CX0020	10 – 25 mm ²	14 mm	200 A	6-4	100
CX0520	10 – 25 mm ²	14 mm	200 A	6-4	1
CX0021	35 mm ²	21 mm	250 A	2	50
CX0521	35 mm ²	21 mm	250 A	2	1
CX0022	50 mm ²	21 mm	315 A	1/0	50
CX0522	50 mm ²	21 mm	315 A	1/0	1
CX0023	70 mm ²	24 mm	400 A	2/0	50
CX0523	70 mm ²	24 mm	400 A	2/0	1
CX0025	70 mm ²	21 mm	400 A	2/0	50
CX0525	70 mm ²	21 mm	400 A	2/0	1
CX0024	95 mm ²	24 mm	500 A	3/0	25
CX0524	95 mm ²	24 mm	500 A	3/0	1



TBK - BLACK

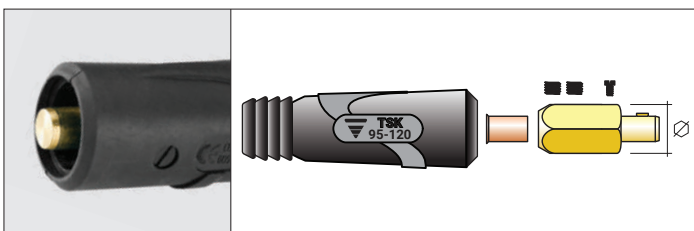
CODE	⊗	∅	X 60%	AWG	📦
CX0040	10 – 25 mm ²	14 mm	200 A	6-4	100
CX0540	10 – 25 mm ²	14 mm	200 A	6-4	1
CX0041	35 mm ²	21 mm	250 A	2	50
CX0541	35 mm ²	21 mm	250 A	2	1
CX0042	50 mm ²	21 mm	315 A	1/0	50
CX0542	50 mm ²	21 mm	315 A	1/0	1
CX0043	70 mm ²	24 mm	400 A	2/0	50
CX0543	70 mm ²	24 mm	400 A	2/0	1
CX0067	70 mm ²	21 mm	400 A	2/0	50
CX0567	70 mm ²	21 mm	400 A	2/0	1
CX0044	95 mm ²	24 mm	500 A	3/0	25
CX0544	95 mm ²	24 mm	500 A	3/0	1

TSK - RED

CODE	⊗	∅	X 60%	AWG	📦
CX0519	10 – 25 mm ²	14 mm	200 A	6-4	1
CX0516	35 mm ²	21 mm	250 A	2	1
CX0517	50 mm ²	21 mm	315 A	1/0	1
CX0518	70 mm ²	21 mm	400 A	2/0	1

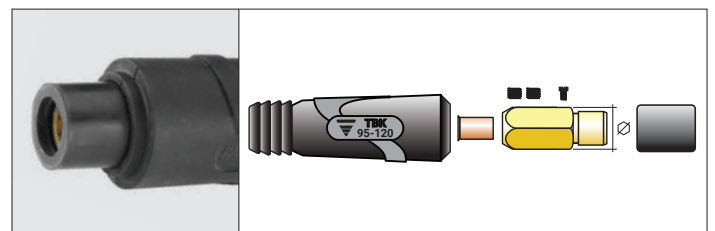
TBK - RED

CODE	⊗	∅	X 60%	AWG	📦
CX0545	10 – 25 mm ²	14 mm	200 A	6-4	1
CX0547	35 – 70 mm ²	21 mm	400 A	2/0	1



TSK ULTRA

CODE	⊗	∅	X 60%	AWG	📦
CX0066	95 – 120 mm ²	28 mm	590 A	3/0-4/0	15
CX0566	95 – 120 mm ²	28 mm	590 A	3/0-4/0	1


















































TBK ULTRA


CODE	⊗	∅	X 60%	AWG	📦
CX0046	95 – 120 mm ²	28 mm	590 A	3/0-4/0	15
CX0546	95 – 120 mm ²	28 mm	590 A	3/0-4/0	1

A large area of the page is filled with horizontal dashed lines, serving as a template for text entry.

A large area of the page is filled with horizontal dashed lines, providing a template for handwritten text or data entry.

	Description
	Length
	Thickness
	Diameter
Gr	Weight of TIG ceramic nozzles
	Connection type
	Plasma cutting torch type
	MIG (GMAW) welding torch type
	TIG (GTAW) welding torch type
	Tungsten electrode type
REF	International reference
	Quantity per pack
PCS X 	Pieces per blister
X 	Blisters per box
PCS X 	Pieces per box/kit
	Air cooling
	Water cooling
	Plasma torch weight at a height of 1 meter
	MIG torch weight at a height of 1 meter
	TIG torch weight at a height of 1 meter
NO HF	Plasma torch without high frequency
HF	Plasma torch with high frequency
V PEAK	Voltage class
	Air pressure
	Air consumption
	Cutting thickness
	Coolant pressure
V MOTOR	Motor voltage
	Coolant flow rate
	TIG torch head length

	Gas type
X 35%	Duty cycle @ 35%
X 60%	Duty cycle @ 60%
X 100%	Duty cycle @ 100%
A	Ampere
	Wire diameter
	Wire feed speed
	Electrode diameter
	Contact cutting short wear parts
	Contact cutting long wear parts
	Drag cutting short wear parts
	Drag cutting long wear parts
	Gouging wear parts
TIP HOLE 	Tip hole to be used with the flow meter during the air flow test
ORING	O-ring (used for liners)
	Fixed head (used for liners)
	Passing head (used for liners)
	Internal diameter
	External diameter
	External diameter without cover (used for liners)
	Hexagon size
AWG	American Wire Gauge
	Cable size (diameter)
	Minimum air flow
	Maximum air flow
	Capture efficiency
	Pressure difference with minimum flow
	Flow connector
	Flow nozzle



Trafimet Group Spa

Via del Lavoro, 8
36020 Castegnero
Vicenza, Italy
Ph. +39 0444739900
info@trafimet.com

Trafimet Schweißtechnik GmbH

Bismarckstraße 9
36251 Bad Hersfeld
Deutschland
Ph. +49 6621 510960
info@trafimet.de

Trafimet Kaynak Sistemleri A.Ş.
İkitelli O.S.B. Heskop H Blok
Sinpaş İş Modern Ticaret Merkezi
Kat.3 No.66 Başakşehir 34490
İstanbul, Türkiye
Ph. +90 212 8091700
info@trafimet.com.tr

Italy

Ph. +39 0444 739800
Fax +39 0444 739899

Export

Ph. +39 0444 739900
Fax +39 0444 739999

Trafimet Group SpA a socio unico
A Kempki Oy Group company Edition
04/2024
Code EA2775

All trademarks are exclusive property of the respective companies.
Data and images are indicative and may be changed in any time without notice.

Distributor